

ANNEX 1

Gwent SAR Performance up to and including March 2022.

Please see information below:

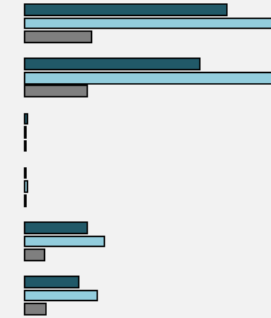
SELECT FORCE:	Gwent
SELECT REQUEST TYPE:	SAR

Table of performance measures:

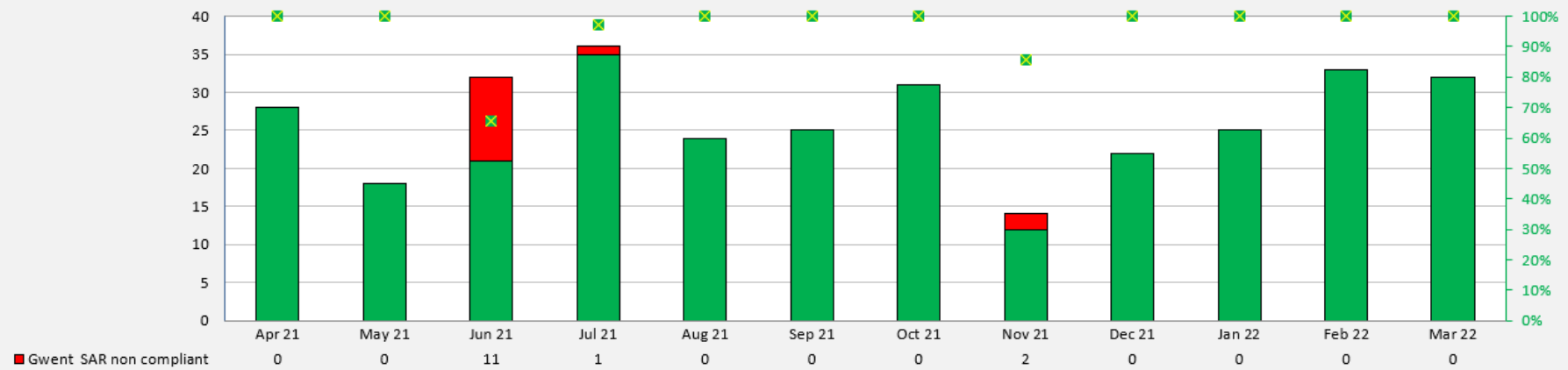
	Previous average (based on previous 12 months)	Number in latest month	Change	Percentage change
Gwent SAR received	28	26	-2	-8%
Gwent SAR closed	27	32	5	20%
Gwent SAR closed in time	25	32	7	29%
Gwent SAR non compliant	2	0	-2	-100%
% in time	93%	100%	+ 7 %pt	
% out of time	7%	0%	- 7 %pt	

Table of annual totals:

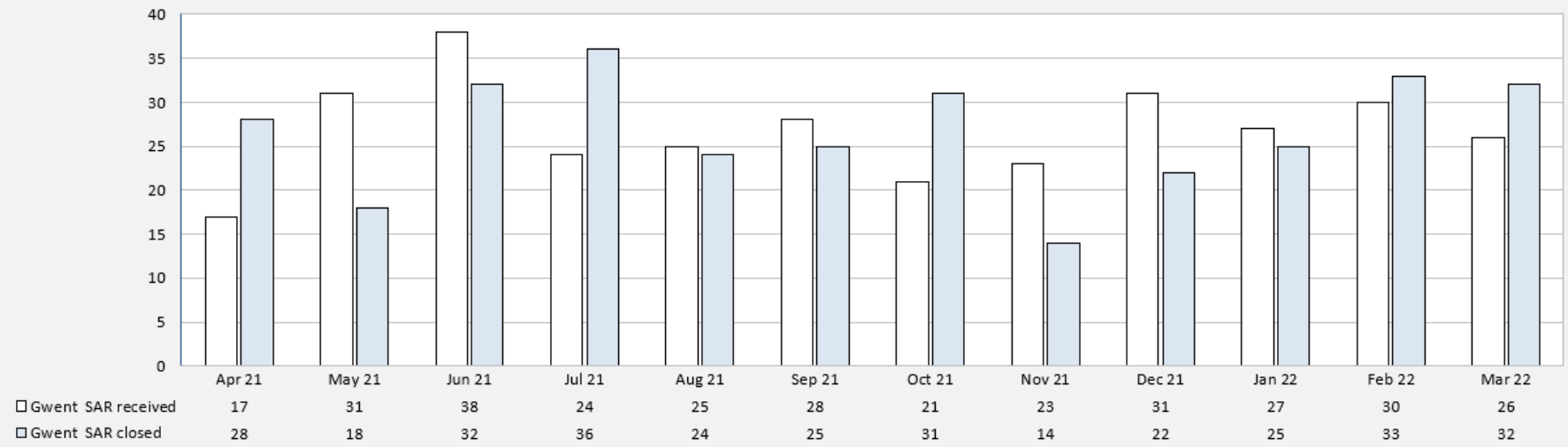
	Yr 2020	Yr 2021	Yr 2022 to date
Gwent FOI received	812	1050	268
Gwent FOI closed	707	1040	252
Gwent IR received	13	10	5
Gwent IR closed	10	13	6
Gwent SAR received	256	325	83
Gwent SAR closed	222	291	90



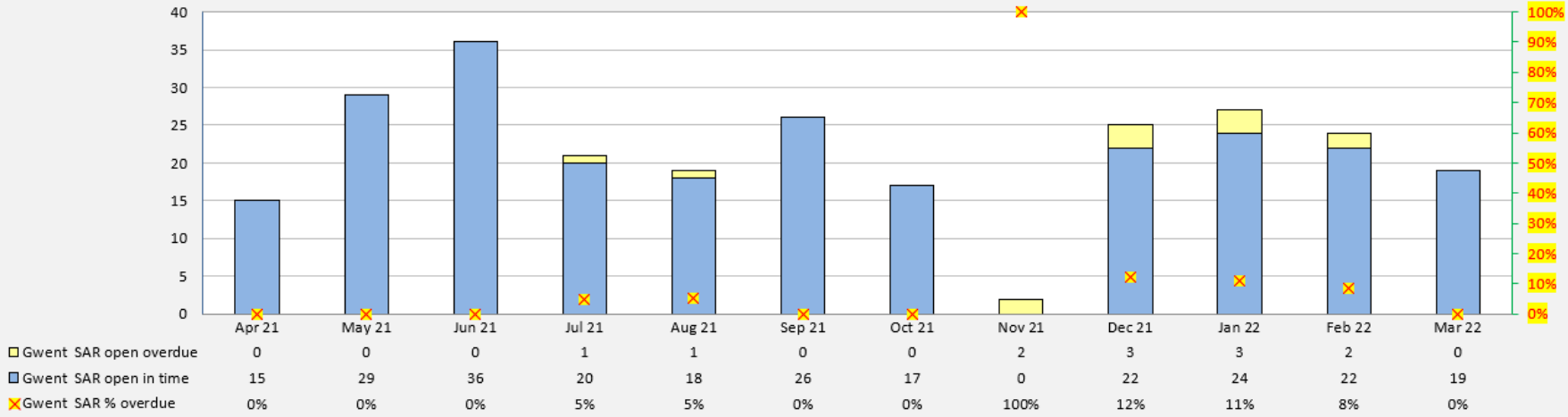
Graph to show numbers closed and the compliance rate



Graph to show total numbers received and closed



Graph to show ongoing snapshots in time and the proportion of these that were overdue



FOI Performance up to and including March 2022.

Please see information below:

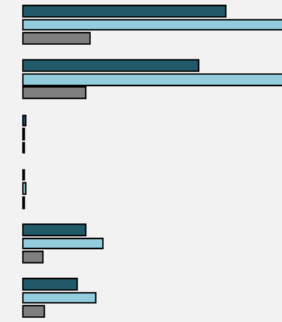
SELECT FORCE:	Gwent
SELECT REQUEST TYPE:	FOI

Table of performance measures:

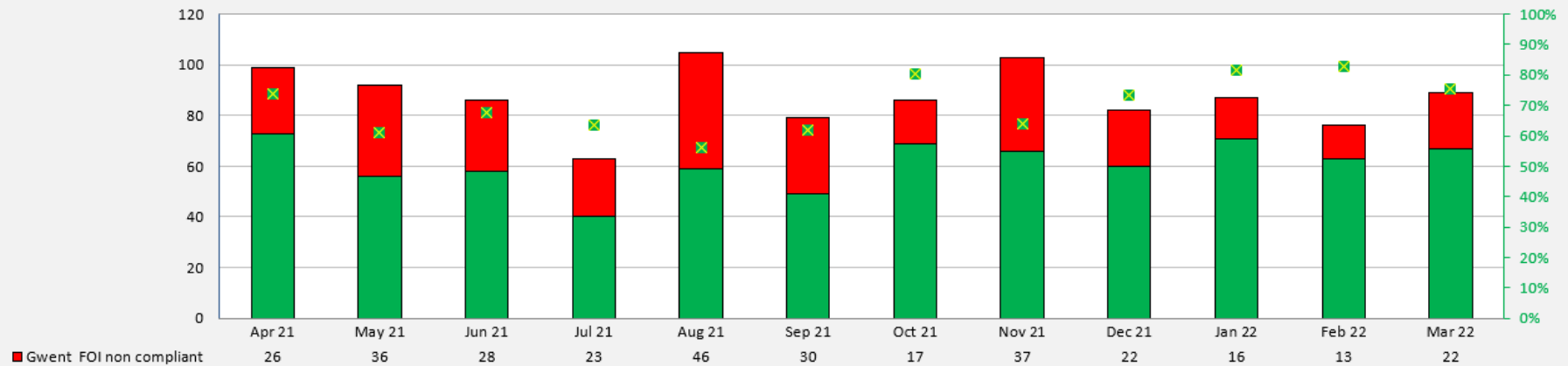
	Previous average (based on previous 12 months)	Number in latest month	Change	Percentage change
Gwent FOI received	89	78	-11	-12%
Gwent FOI closed	86	89	3	3%
Gwent FOI closed in time	60	67	7	11%
Gwent FOI non compliant	26	22	-4	-16%
% in time	70%	75%	+ 5 %pt	
% out of time	30%	25%	- 5 %pt	

Table of annual totals:

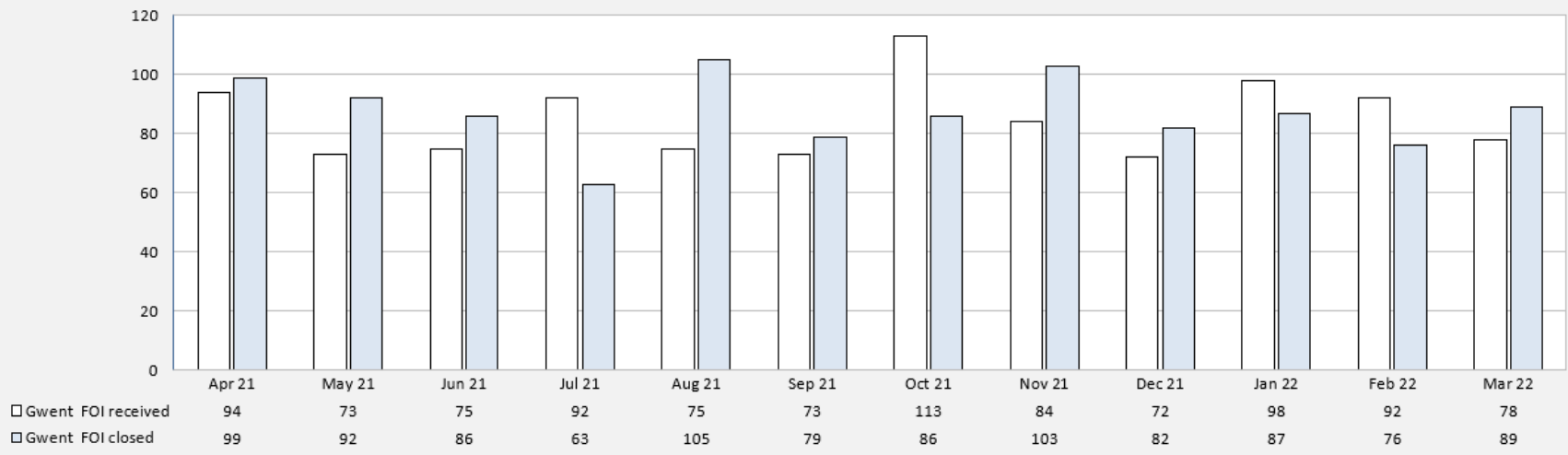
	Yr 2020	Yr 2021	Yr 2022 to date
Gwent FOI received	812	1050	268
Gwent FOI closed	707	1040	252
Gwent IR received	13	10	5
Gwent IR closed	10	13	6
Gwent SAR received	256	325	83
Gwent SAR closed	222	291	90



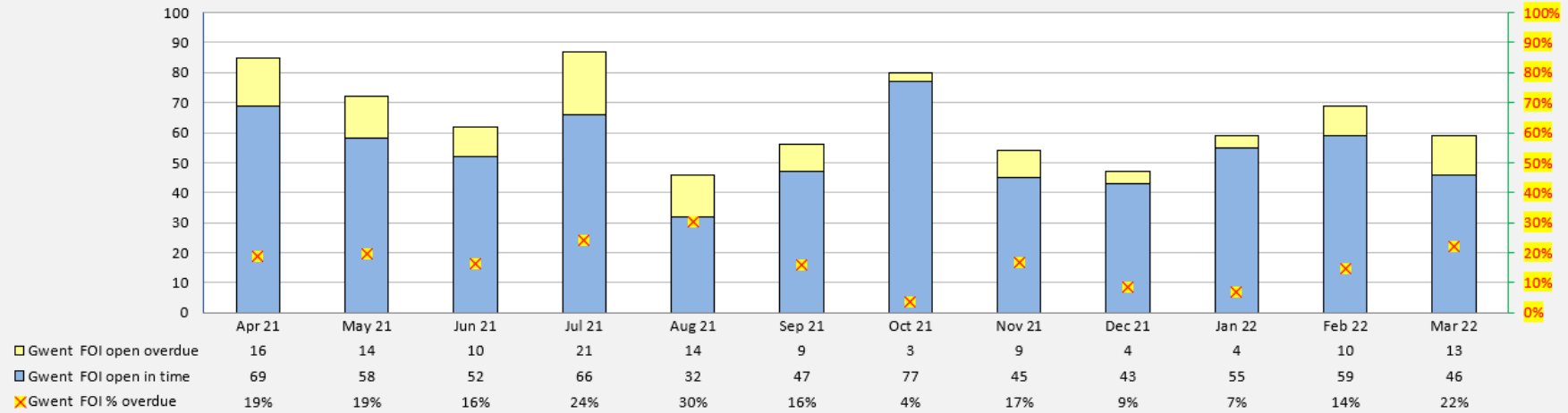
Graph to show numbers closed and the compliance rate



Graph to show total numbers received and closed



Graph to show ongoing snapshots in time and the proportion of these that were overdue



FOI (Internal Reviews) Performance up to and including March 2022.

Please see information below:

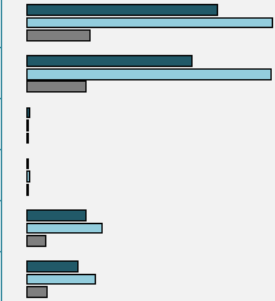
SELECT FORCE:	Gwent
SELECT REQUEST TYPE:	IR

Table of performance measures:

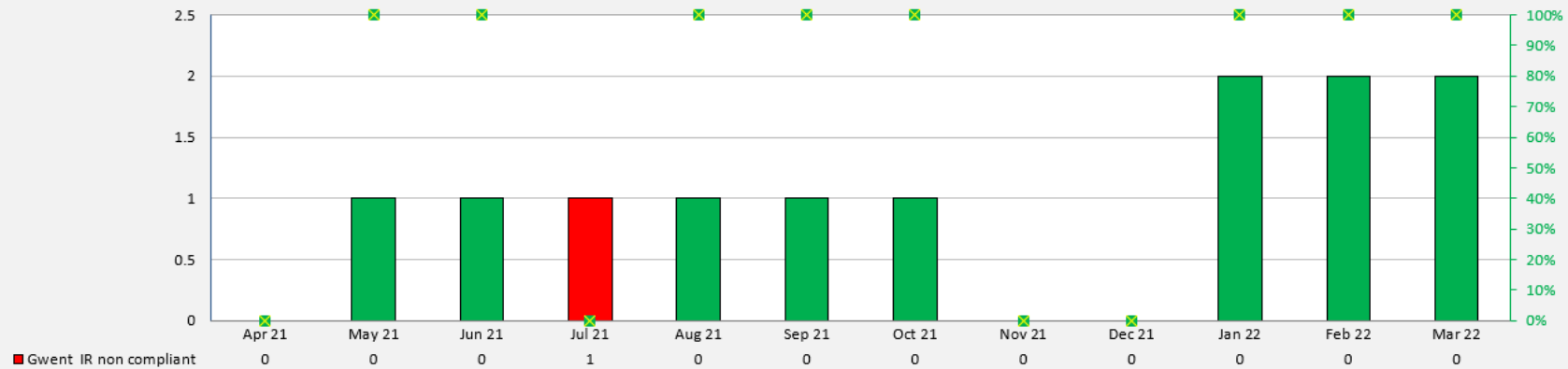
	Previous average (based on previous 12 months)	Number in latest month	Change	Percentage change
Gwent IR received	1	2	1	167%
Gwent IR closed	1	2	1	85%
Gwent IR closed in time	1	2	1	118%
Gwent IR non compliant	0	0	0	-100%
% in time	85%	100%	+ 15 %pt	
% out of time	15%	0%	- 15 %pt	

Table of annual totals:

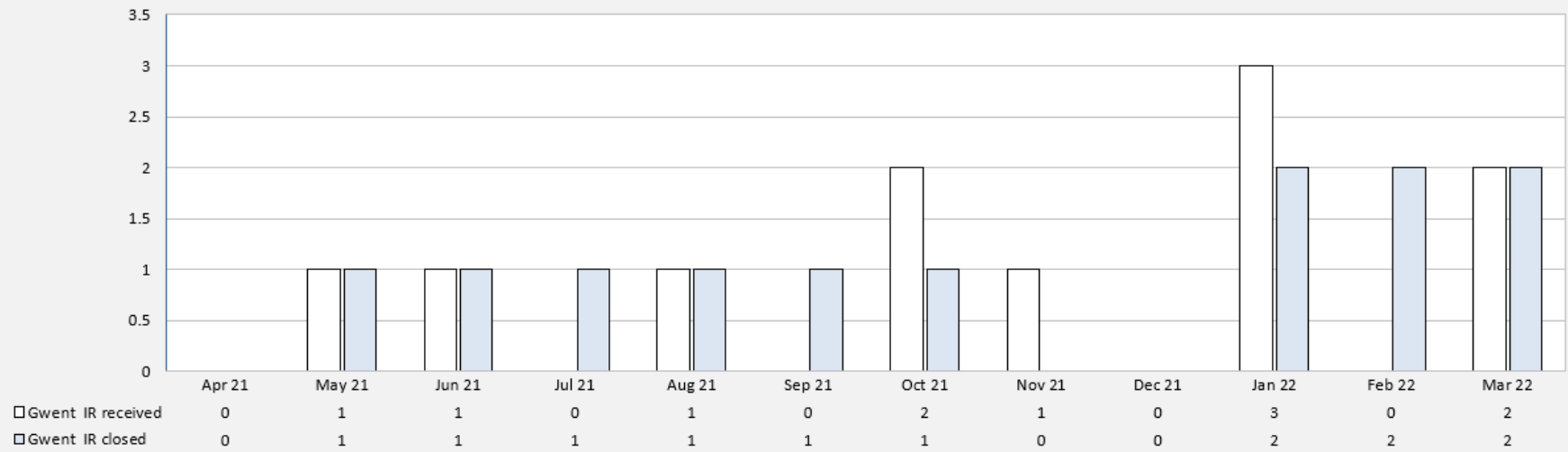
	Yr 2020	Yr 2021	Yr 2022 to date
Gwent FOI received	812	1050	268
Gwent FOI closed	707	1040	252
Gwent IR received	13	10	5
Gwent IR closed	10	13	6
Gwent SAR received	256	325	83
Gwent SAR closed	222	291	90



Graph to show numbers closed and the compliance rate



Graph to show total numbers received and closed



Graph to show ongoing snapshots in time and the proportion of these that were overdue

