



Police and Crime Commissioner for Gwent Decision	
PCCG-2014-096	Police and Crime Commissioner for Gwent Decision Session
Subject	All Wales School Liaison Core Programme Annual Report 2013/14
Summary	To record the decision of the Police and Crime Commissioner regarding the monitoring of the All Wales School Liaison Core Programme (AWSLCP) for 2013/14.

DECISION

1. The AWSLCP is a crime prevention programme funded jointly by the Welsh Government and the four Welsh police forces.
2. I have received the annual report for 2013/14 and am satisfied with the service provided.
3. I will continue to work with the AWSLCP, Welsh Government and other Welsh Commissioners to ensure that the future programme meets the policing and priorities and provides value for money.

Ian Johnston QPM, Police and Crime Commissioner for Gwent	
I confirm I have considered whether or not I have any personal or prejudicial interest in this matter and take the proposed decision in compliance with my code of conduct. Any such interests are recorded below.	
The above request has my approval:	
Signed 	Date 22-12-14
Contact Officer	
Name	Shelley Bosson
Position	Chief Executive
Telephone	01633 643077
Email	Shelley.Bosson@Gwent.pnn.police.uk
Background papers	AWSLP Annual Report 2013/14





Llywodraeth Cymru
Welsh Government

ALL WALES SCHOOL LIAISON CORE PROGRAMME

END OF YEAR SUMMARY

FOR

2013-14

FOR THE


AWSLCP National Steering Group

&

Welsh Government

AWSLCP STEERING GROUP MEETING SEPTEMBER 10th 2014





AWSLCP End of Year Summary 2013-14

Llywodraeth Cymru
Welsh Government

Topic	The AWSLCP summary for the academic year 2013-14
Report by	AWSLCP National Coordinator Linda Roberts
Contact Officer	ACC Lorraine Bottomley
To	National Steering Group
Summary and Purpose of report	The aim of this paper is to outline: The delivery levels and progress of the AWSLCP during the academic year 2013-14 and the resultant changes for 2014-15

This paper outlines the

- delivery levels and progress of the AWSLCP during the academic year 2013-14
- resultant changes for 2014-15

The Programme has two main aims:

- To work towards reducing Crime and Disorder within our young communities, through the medium of Education
- To promote the principles of positive citizenship, in school and the wider community

2013-14

Level of delivery measured against the Performance Indicators

1) Schools accessed

PI 1: WELSH FORCES TO ENDEAVOUR TO ACCESS 95% OF SCHOOLS ACROSS WALES DURING THE 2013-14 ACADEMIC YEAR.

To clearly identify number of schools accessed a RAG system is used to provide an indication of the status of Programme delivery. *Measures 95% - Green, 90-94%, - Amber Under 90% - Red*

Police Force	School Accessed		%	
	2013	2014	2013	2014
GWP	269/269	271/271	100%	100%
SWP	578/596	618/618	97%	100%
NWP	466/466	477/477	100%	100%
DPP	355/362	363/368	98%	98.6%
NATIONAL FIGURE	1668/1693	1726/1731	98.5%	99.7%





The overall percentage of schools accessed last academic year was 99.7%, the highest access rate to date. This shows an increase of 1.2% from the previous academic year (2012-13) and an 8.6% rise from 2011-12%.

Last year's figures reflect a consistent 100% access level by Gwent and North Wales over the last two years, and a 3% increase by South Wales to achieve a 100% access rate this year. Dyfed Powys achieved a 98.6% an increase of 0.6% which in real terms means only 5 schools were not accessed in the whole of Wales. The access level as a percentage by force and nationally from 2013 to 2014 can be seen in **appendix 1**.

2a) Lesson delivery and consequent changes to the matrix

POLICE FORCE	Lessons delivered by Force during the academic year 2013/2014		Pupil contacts achieved by Force during the academic year 2013/2014	
	2012/2013	2013/14	2012/2013	2013/14
GWP	5,024	4,580	115,204	104,671
SWP	10,191	11,823	239,500	300,612
NWP	7,150	7,364	158,970	166,202
DPP	3,507	3,604	73,775	77,340
National Figure	25,872	27,371	587,499	648,825


By the culmination of the last academic year (2013-14) officers had succeeded in delivering 27,371 lessons and had achieved 648,825 pupil contacts reflecting a very high level of engagement with Welsh children and young people. This reflects a 5.8% increase in the national level of lesson delivery this academic year compared to the previous academic year and an increase of 10.4% in pupil contacts. Three forces have exceeded the previous year's lesson delivery totals namely South Wales, Dyfed Powys and North Wales while Gwent has dropped marginally. **Appendix 2** shows the increased lesson delivery by strand in the AWSLCP from 2011-12 to 2013-14. **Appendix 3** shows the actual lesson delivery break down for 2013-14

The precedent is to compare the core lessons against the supplementary to evolve the Programme annually. Where the supplementary lesson demand exceeds the core lesson in the following year the supplementary lesson becomes the core lesson.

This year as agreed in the national steering group previously, Crucial Crew will no longer appear on the matrix.

No other changes have been made as no supplementary lesson delivery total exceeded the core lesson delivery total.





Llywodraeth Cymru
Welsh Government

2b) The academic year 2104 - 15

The new matrix for 2014-15 has the following additions:

Key Stage 4

- A new substance misuse lesson about Steroids and Image Enhancing drugs (SIEDs). The lesson is entitled Vanity Insanity. It aims to raise awareness of the risks and consequences of using SIEDs. It employs a variety of interactive activities, which will promote pupil discussion around the issues involved. This lesson is supported by teacher follow up work and a pupil information page.
- A new lesson on sexting entitled Risky Pics is being developed on completion of the DVD and will become available for the Spring Term 2015.
- To further strengthen the work around 10,000 Safer Lives and enhance action 7, additional work has been undertaken in this field.

Action 7: Have a joined up and published action plan for educating children and young people on domestic abuse.

Key Stage 3

- A new Domestic Abuse lesson. This lesson is entitled Hidden Hurt. The lesson explores initially what makes a good relationship. Then through the use of a DVD it highlights the relationship between Carys and Rhys so that young people can begin to identify the five types of domestic abuse. Pupils are also encouraged to become aware of what can be done and the agencies that are available for support. This lesson is supported by teacher follow up work and a pupil information page.

Foundation Phase

- A new foundation stage lesson about domestic abuse entitled Safe Haven is currently being developed. This will become available for the Spring Term 2015.

All these lessons can be seen on the 2014-15 matrix see appendix 4

Additional work in relation to assemblies has also been completed and is now available for officers to use. The themes are

- KS3 Shoplifting
- Primary: Domestic Abuse: Talk Pants in partnership with the NSPCC
- KS3-4 Internet safety: sexting





2c) Accreditation

The aim of accreditation is to create further potential to expand the number of deliveries and work more closely with vulnerable children or those who could potentially become disengaged by adopting a more targeted approach. Consequently the development of accredited KS4 units level 1 and 2 in partnership with Agored Cymru delivered as a 10 lesson block can help achieve this aim. These will be promoted in the secondary schools as a partnership between the AWSLCP and Agored Cymru this term. Furthermore work will be undertaken to create a KS3 level 1 and 2 unit as a precursor to compliment the KS4 units.

PI 2: TO MAINTAIN THE EDUCATIONAL STANDARDS AND EFFECTIVE DELIVERY OF THE AWSLCP

- 75% of officers have successfully qualified on the level 4 Foundation Degree in Learning Support (Education). (PI: 70%)
- All coordinator posts are currently filled.
- All appointed coordinators have an educational background.
- Regular lesson observations have been undertaken this year.

Force	Number of lesson observations
GWP	29/34
SWP	58/58
NWP	36/36
DPP	18/20
National	141/148


3a) Supportive School Policing

POLICE FORCE	Number of school beat incidents		Number of RP		Number of Intelligences	
	2012-13	2013-14	2012-13	2013-14	2012-13	2013-14
GWP	962	766	203	243	94	89
SWP	970	1167	290	607	201	231
NWP	690	1172	189	295	94	214
DPP	115	196	50	86	54	96
National Figure	2737	3301	732	1231	443	630

The supportive school policing element shows the strength of the relationship between the schools and the SCPO highlighting the SCPOs whole school involvement which contributes to the ethos of the school. This involvement is beneficial for both education and policing as it highlights working together in partnership to protect vulnerable children and young people. For complete table see **appendix 5**

All aspects of supportive school policing have increased since last year. The number of school beat incidents has risen by 21%, the number of restorative practices has increased by 68% and the number of intelligences by 42%.





Llywodraeth Cymru
Welsh Government

To clarify the role of the officers in school a booklet entitled Guidelines for Schools and School Community Police Officers (SCPOs) Working Together: School Behaviour Incident Management has been developed a partnership between Welsh Government, Schools and the Police Forces of Wales. The document provides clear guidance of when School Community Police Officers' (SCPO) services can be utilised by schools to deal with incidents in school which fall under the umbrella of the School Crime Beat Protocol.

PI 3: TO IDENTIFY THE NUMBER OF FIRST TIME ENTRANTS PREVENTED FROM ENTERING THE CRIMINAL JUSTICE SYSTEM

PI 4: TO IDENTIFY THE FINANCIAL SAVINGS ASSOCIATED WITH PREVENTING CHILDREN AND YOUNG PEOPLE FROM ENTERING THE CRIMINAL JUSTICE SYSTEM

These results are based on the pilot schools only, but due to the information sharing difficulties encountered in using the pupil UPN number 2 forces were unable to record information in its entirety.

Force (table 1)	Number of first time entrants prevented from entering the CJS	The financial savings for the academic year 2013-14 associated with preventing C&YP from entering the CJS
GWENT	15/23	£ 7,710
SOUTH WALES	0/2	£0
NORTH WALES	40/57	£70,540
DYFED POWYS	0/10	£0
NATIONAL	55/92	£ 78,250

Table showing breakdown of outcomes for children who have been involved school incidents.

Force (table 2)	Offence closed under School Crime Beat	Offence repeated and closed under School Crime Beat	Individuals entering CJS	Ongoing	Total
GWENT	15	0	2	6	23
SOUTH WALES	0	0	0	2	2
NORTH WALES	40	5	0	12	57
DYFED POWYS	0	0	1	9	10
NATIONAL	55	5	3	29	92

Table 1 shows those pupils that did not disrupt or offend again during the period we were able to monitor in the academic year 2013-14. (table 1) The figure differential is due to some cases being ongoing or crimed (table 2). These figures are not reflective of the whole academic year as due to information sharing difficulties regarding use of the UPN number it was not possible to record meaningful data in 2 force areas. The majority of the figures are taken from the 'Home Office Research Study 217' paper, The Economic and Social Costs of Crime and the revised paper 30/05. The majority of the low level crime costs are estimates obtained from the various departments within Justice and Partnerships in South Wales Police and are based on very simplistic cases.





Llywodraeth Cymru
Welsh Government

4) Abstractions

PI 5: TO MINIMISE THE RATE OF ABSTRACTION OF SCPO'S DURING TERM TIME FROM THEIR CORE SCHOOL ROLE FOR OTHER OPERATIONAL PURPOSES.

The annual rate of abstraction by force and nationally can be seen in the table below:

Force	Abstraction rate per annum 2012-13	Abstraction rate per annum 2013-14
North Wales	5.5%	1.82%
Gwent	7.56%	1.99%
Dyfed Powys	8.15%	2.69%
South Wales		2.83%
National	8.9%	2.41%

The figures illustrate (see also **appendix 6**) that this year all forces maintained an abstraction rate below the PI indicator of 5%. The consequent national abstraction rate was 2.41% showing a decrease of 6.49% on the previous academic year.

5) SUMMARY

PI.1 Welsh Forces to endeavour to access 95% of schools across Wales during the academic year

Nationally the 4 Welsh Police Forces achieved a 99.7% school access rate placing the 4 force access rates in the RAG system green zone.

PI.2 To maintain the educational standards and effective delivery of the AWSLCP

This has been achieved as:

- 75% of officers are either undertaking or have achieved level accredited training
- All coordinators are in post
- Regular observations by coordinators
- Development of lessons through specialist national working parties

PI.3 To identify the number of first time entrants prevented from entering the criminal justice system

The 4 pilots collectively have illustrated the benefits of early intervention by SCPOs in a school setting by preventing 60 out of 92 pupils from entering the criminal justice system

PI.4 To identify the financial savings associated with preventing children and young people from entering the Criminal Justice System from an AWSLCP perspective

As a consequence of preventing 60 pupils from entering the CJS the financial savings were £78,250

PI.5 To minimise the rate of abstraction of SCPO's during term time from their core school role for other operational purposes.

All forces achieved less than a 5% abstraction rate. Resulting in a national abstraction rate of 2.41






Llywodraeth Cymru
Welsh Government

The development of the new 2014-15 lesson matrix

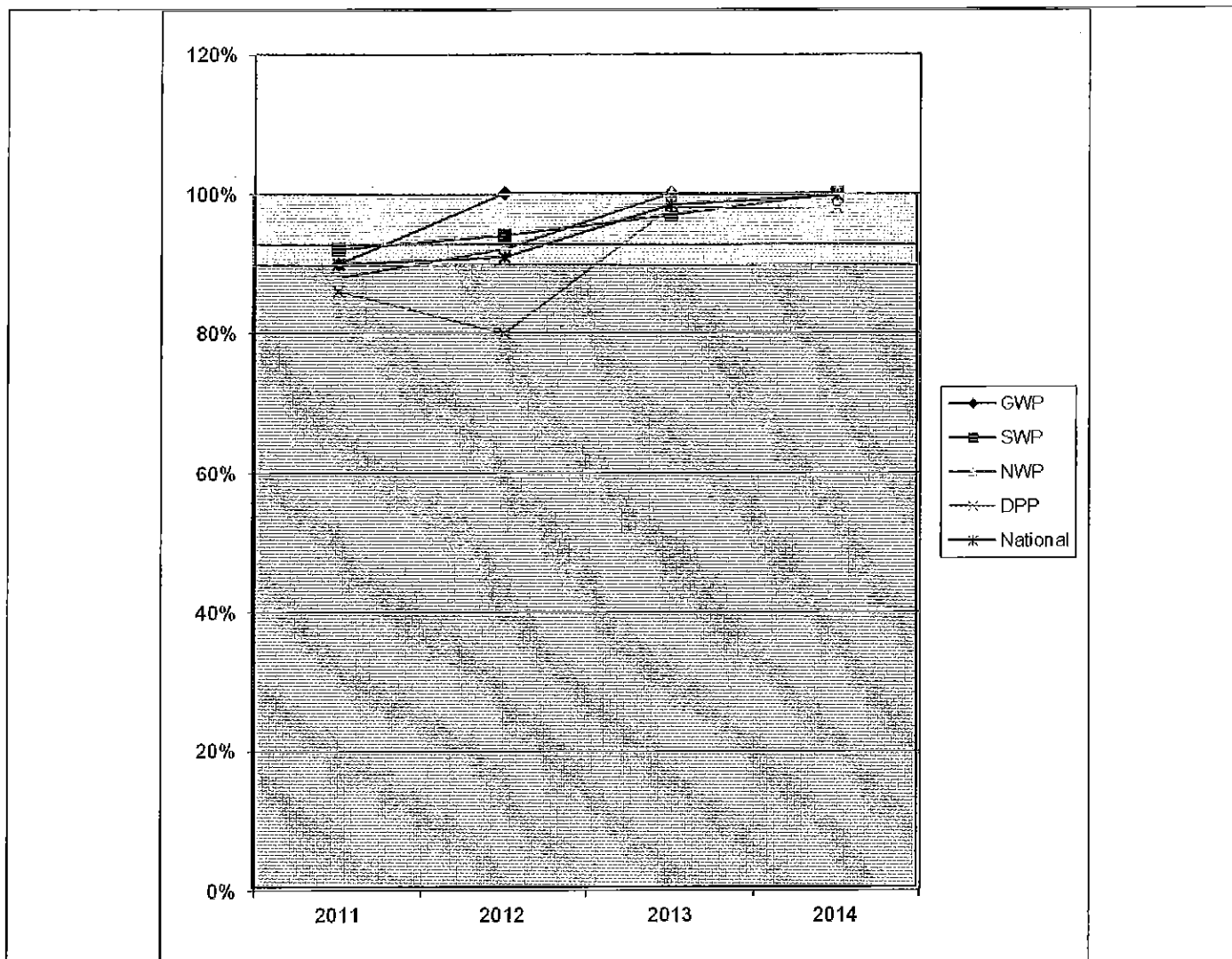
- The development of a substance misuse KS4 SIEDs lesson entitled Vanity Insanity
- Updating of the domestic abuse lesson KS3 entitled Hidden Hurt
- The development of a new KS3 lesson about sexting and its consequences entitled Risky Pics which will be available for delivery from January 2015.
- The development of a new foundation phase lesson about domestic abuse entitled Safe Haven which will be available for delivery from January 2015.
- The introduction of accredited units at KS4 level 1 and 2

See **Appendix 7** for complete 2013 -14 Performance Indicator Table







Line graph showing the level of schools accessed 2011-2014

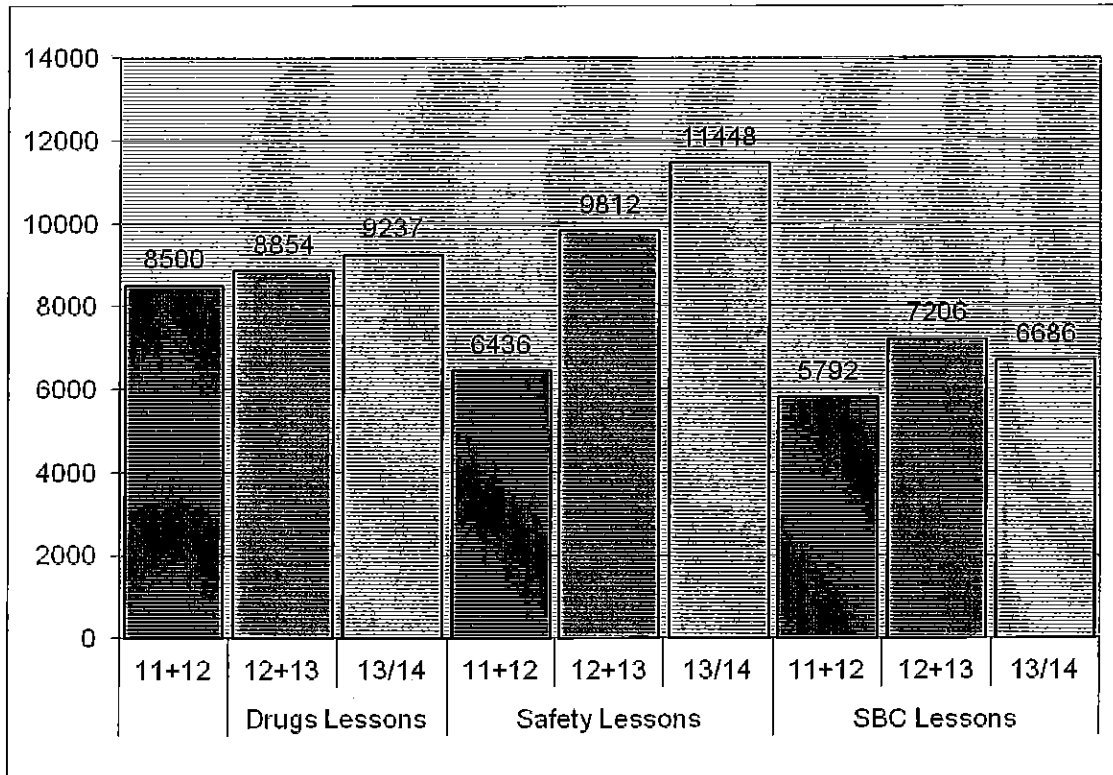



	GWENT	SWP	NWP	DPP	NATIONAL
2011	90%	92%	88%	86%	90%
2012	100%	94%	92%	80%	91%
2013	100%	97%	100%	98%	99%
2014	100%	100%	100%	98%	99.7%





Comparison of lesson deliveries 2011-12 with 2012-13 and 2013-14 by strand.





Appendix 3


Lesson delivery breakdown for 2013/14



Llywodraeth Cymru
Government

Force Lesson Totals 2013-14										
Drug Strand	South Wales		North Wales		Dyfed Powys		Gwent		Total Lessons	Total Pupils
	Lessons	Pupils	Lessons	Pupils	Lessons	Pupils	Lessons	Pupils		
Core										
FP Who What Where Take Care	573	14,069	511	12022	174	3784	224	5,040	1,482	35,715
KS2L TASK	523	13,886	400	9208	112	2458	220	4,894	1,255	30,446
KS2U Il's Your Choice	558	14,519	412	9310	138	3043	241	5,435	1,350	32,307
KS2 So! Whats the problem	487	12,673	278	6376	91	1972	219	4,902	1,075	25,923
KS3 Thinking about Drinking	368	9,243	223	4709	127	2902	194	4,203	912	21,057
KS3 Rue the Day	410	10,129	292	6176	159	3694	219	5,179	1,080	25,178
KS4 Double Trouble (alcohol)	372	8,753	214	4792	104	2263	204	4,643	894	20,451
KS4 Class Act	395	9,424	236	5,149	132	2,779	205	4,586	968	21,938
	3,686	93,496	2,586	57,742	1,038	22,895	1,726	38,882	9,016	213,015
SBC Strand										
FP Right or Wrong	569	17,387	405	11722	213	4471	179	4,052	1,446	37,632
KS2L Sticks and Stones	633	16,472	444	10292	223	4960	199	4,504	1,499	36,228
KS2U I Didn't Think	625	16,123	356	8152	200	4329	230	4,956	1,411	33,560
KS3 Kiddos Choice	460	11,212	250	5311	135	3235	195	4,202	1,040	23,960
KS4 Save Me	235	5489	165	3313	36	878	140	3174	576	12,854
	2522	66683	1700	38790	607	17873	943	20888	5972	144,234
Safety Strand										
FP PWHU	1221	30,399	538	12913	403	8487	330	7,825	2,492	59,624
KS2L Friend or Foe	515	13,263	289	6740	218	4631	179	3,755	1,201	28,389
KS2U Be Cyber Safe	673	16,996	409	9003	253	5534	217	5,037	1,562	36,570
KS3 Internet Safety - Look Who's	557	13,168	362	8049	159	3278	235	6,423	1,313	30,918
KS3 Safer Relationships	349	8,858	244	5188	78	1744	222	5,351	893	21,141
KS4 No Means No	398	9,622	238	5025	80	1643	181	3,795	897	20,085
	3713	92306	2080	46918	1201	25317	1364	32186	8358	196,727
Supplimentary										
Task Alcohol	28	533	13	271	4	23	3	55	48	882
Task Tobacco	23	376	57	1348	29	566	4	88	113	2,378
Task Solvents	2	38	8	147	1	24	0	0	11	209
FP Playing Safe	301	10,151	150	3387	65	1547	42	951	558	16,036
LKS2 Internet Safety - Stay Smart	514	13,193	280	5840	140	3841	109	2,824	1,023	25,698
KS2 The Park	65	1,609	55	1372	1	29	4	107	125	3,117
KS2U Noughts and Crosses	44	1,048	39	958	0	0	5	129	88	2,135
KS2U Phone a Friend	2	55	0	0	1	1	2	36	5	92
KS2U Crucial Crew	208	3,280	90	1958	147	1379	190	4,110	635	10,727
KS2U Picture This	131	3,287	70	1827	40	965	51	1,318	292	7,397
KS2U Right to be Safe	18	465	39	837	7	125	0	0	64	1,427
KS3 Solving the Problem	42	1,124	2	31	5	102	0	0	49	1,257
KS3 Breaking the Cycle	67	1,480	44	1046	48	1011	11	223	170	3,760
KS3 Cultural Identity	32	791	19	344	10	236	15	419	76	1,790
KS3 Just the Ticket	29	603	0	0	11	270	0	0	40	873
KS3 Personal Safety	67	1,306	15	223	4	96	10	300	96	1,925
KS3 Why Weapons	135	3,505	51	982	1	10	18	334	205	4,831
KS4 COW	117	4,140	33	676	34	806	30	607	214	6,229
KS4 Rights & Responsibilities	14	191	9	146	1	5	17	412	41	754
KS4 Dangerous Deceptions	63	952	64	1359	9	219	36	802	172	3,332
	1,902	48,127	1,018	22,752	558	11,255	547	12,715	4,025	94,849
										648,825
	South Wales	North Wales	Dyfed Powys		Gwent		Total Lessons			
Drugs - Core	3,686	93,496	2,586	57,742	1,038	22,895	1,726	38,882	9,016	213,015
Sup	95	2,071	80	1,797	39	716	7	143	221	4,726
Total	3,781	95,567	2,646	59,539	1,077	23,610	1,733	39,025	9,237	217,741
SBC - Core	2522	66683	1700	38790	607	17873	943	20888	5972	144,234
Sup	339	9,259	199	4542	94	2087	82	1,897	714	17,785
Total	2861	75942	1899	43332	901	19960	1025	22785	6686	162,019
Safety - Core	3713	92306	2080	46918	1201	25317	1364	32186	8358	196,727
Sup	1,468	36,797	739	16,413	425	8,453	458	10,675	3,090	72,338
Total	5181	129,103	2819	63331	1626	33770	1822	42861	11,448	269,065
	3,823	100,612	2,864	66,202	3,604	77,340	4,588	104,671	27,371	648,825





Key Stage	Year	The Core			Supplementary Menu
		Drug & Substance Misuse	Social Behaviour and Community	Safety	
FP	1			People Who Help Us!	<ol style="list-style-type: none"> Safety - Playing Safe Safer Relationships
	2	Who? What? Where? Take Care!	Right or Wrong?		
	3		Sticks and Stones		
LKS2	4	TASK Force (Only use separate lessons for alcohol, tobacco or solvents in small schools where you would have to repeat same lesson next year)		Friend or Foe	<ol style="list-style-type: none"> Internet Safety - Stay SMART
	5		I Didn't Think - Anti Social Behaviour		
UKS2	6	Alcohol & Solvents So! What's the Problem? It's Your Choice / Wings to Fly		Cyberbullying - Be Cyber Safe	<ol style="list-style-type: none"> Diversity - Noughts and Crosses ASB - The Park
	7		Kiddo's Choice? The Consequences of Crime		<ol style="list-style-type: none"> Mobile Phones - Picture This Safer Relationships - Right to be Safe
KS3	8	Alcohol - Think about Drink!			<ol style="list-style-type: none"> Solvents - Solving the Problem!
	9	Rue the Day			<ol style="list-style-type: none"> Bullying - Breaking the Cycle Diversity - Cultural Identity
	10			Internet Safety Think U Know or Look Who's Talking Safer Relationships Hidden Hurt	<ol style="list-style-type: none"> Behaviour on the Buses - Just the Ticket! Personal Safety Weapons - Why Weapons? Sexting - Risky Pics
KS4	10	Alcohol - Double Trouble! Class Act/DnA Day	Community Diversity Save Me!		<ol style="list-style-type: none"> Car Crime - COW Diversity - Rights & Responsibilities
	11			Sexual Consent - No Means No	<ol style="list-style-type: none"> Sexual Exploitation - Dangerous Deception STEDs - Vanity Insanity






Llywodraeth Cymru
Welsh Government

Appendix 5

Table showing the cumulative totals of Supportive School Policing 2012/13/14

	South Wales		North Wales		Gwent		Dyfed Powys		Total	
	2012/13	2013/14	2012/13	2013/14	2012/13	2013/14	2012/13	2013/14	2012/13	2013/14
Supportive School Initiatives Linked to NPT Priorities	950	1626	169	334	0	307	12	105	1131	2372
Intelligence Submissions	201	231	80	214	94	89	20	96	395	630
Schoolbeat Incidents	970	1167	690	1172	955	766	42	196	2657	3301
R/A/R/J	290	607	120	295	203	243	17	86	630	1231
NPT Briefings	831	1388	480	562	0	532	133	322	1444	2804


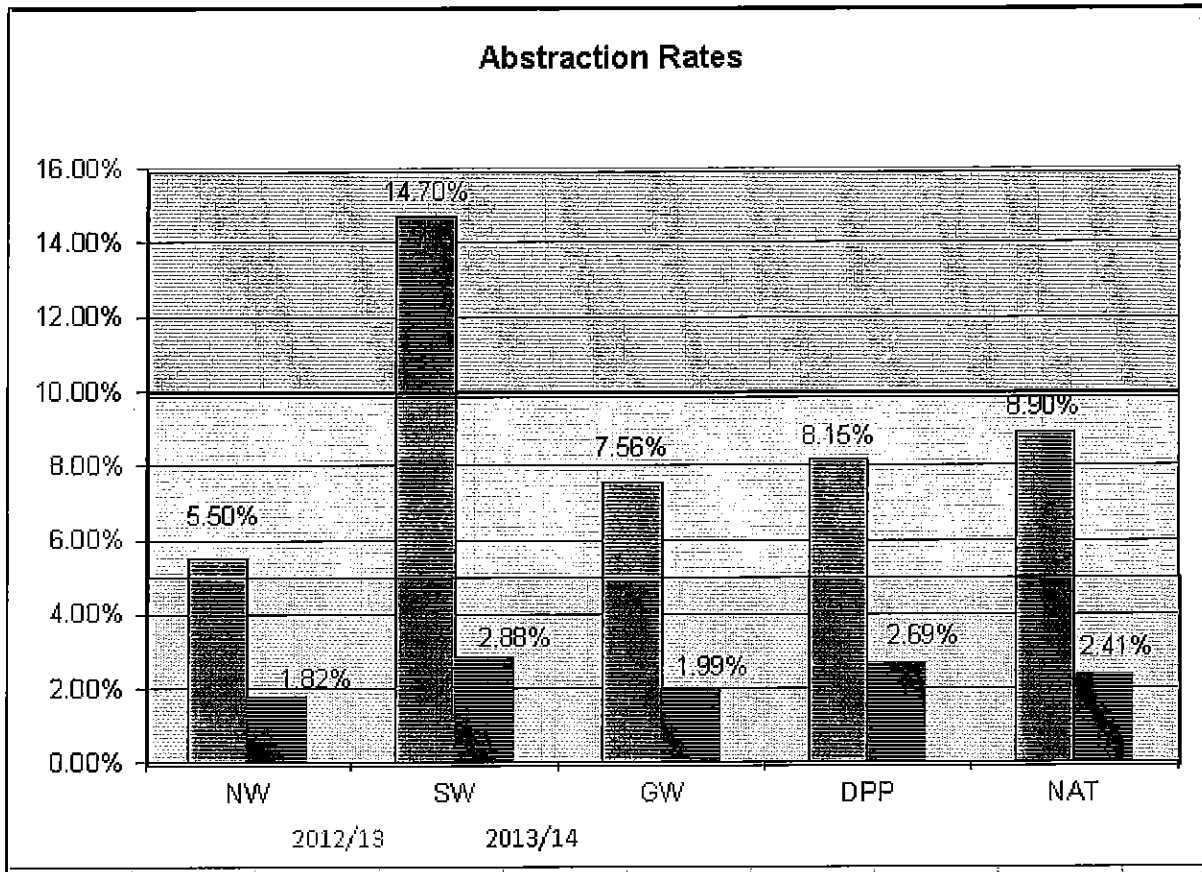




Llywodraeth Cymru
Welsh Government

Appendix 6

Graph showing abstraction rate per force 2012-13 & 2013-14





Llywodraeth Cymru
Welsh Government



