


# Gwent Drug Interventions Programme

## Performance Management Report Quarter One

---

April 2012 – June 2013



**Nick Jeremy**

# Contents

	Page No.
Introduction.....	2
Executive Summary.....	2
Tough Choices Information .....	2
Client Group Profile .....	3
Age .....	3
Gender .....	4
Ethnic Grouping .....	4
Housing .....	5
Employment .....	6
Summary .....	6
Drug Information .....	7
Primary Drug Use .....	7
Primary Drug Use Data .....	8
Secondary Drug Use .....	9
Secondary Drug Use Data .....	10
Weekly Drug Expenditure .....	11
Offending Behaviour .....	12
Case Closures .....	13
Prescribing Information.....	14
Number of Referrals .....	14
Number of clients on caseload at month end .....	14
Number of clients completed treatment .....	14
Performance Management Information.....	15
Intensive .....	15
Definitions .....	15
Performance .....	15
Non Intensive .....	15
Definitions .....	15
Performance .....	16
Caseload Information .....	16
Transfers in .....	16
Summary.....	17

## Introduction

This report covers the first quarter of the 2013-14 financial year from April to June 2013. This report has been produced using a variety of data sources including the All-Wales DIP electronic case management system, Palbase, and Home Office issued Diagnostic Indicator information. It has been prepared as a monitoring tool for the Gwent Operational Group and focuses on the performance of Gwent DIP during this period.

The report has had additional information added at the request of the Gwent DIP Operations Group, including data from the Tough Choices process and also Prescribing information.

## Executive Summary

The client group tended to show the following:

Male (86%, compared with 90% last quarter) and aged between 25 and 29 years (27%) and 30 and 34 years (25%). They tended to be White (85%, compared with 92% last quarter), live in Settled LA/RSL accommodation (33%) and be unemployed (63% compared with 57% last quarter) or economically inactive (16%, 13% last quarter).

The single most reported primary drug use was heroin (64%, compared with 54% last quarter). The next most reported drug use was cocaine (16%). Secondary drug use tended to be used was cannabis (18%), alcohol (16%) and crack (15%). Offending behaviour tended to be shoplifting (34%).

Regionally, Gwent DIP averaged a careplan completion rate of 33%. Additionally, the disengagement rate was 25% This is the twelfth successive quarter that the completion rate exceeded the disengagement rate.

## Tough Choices Information

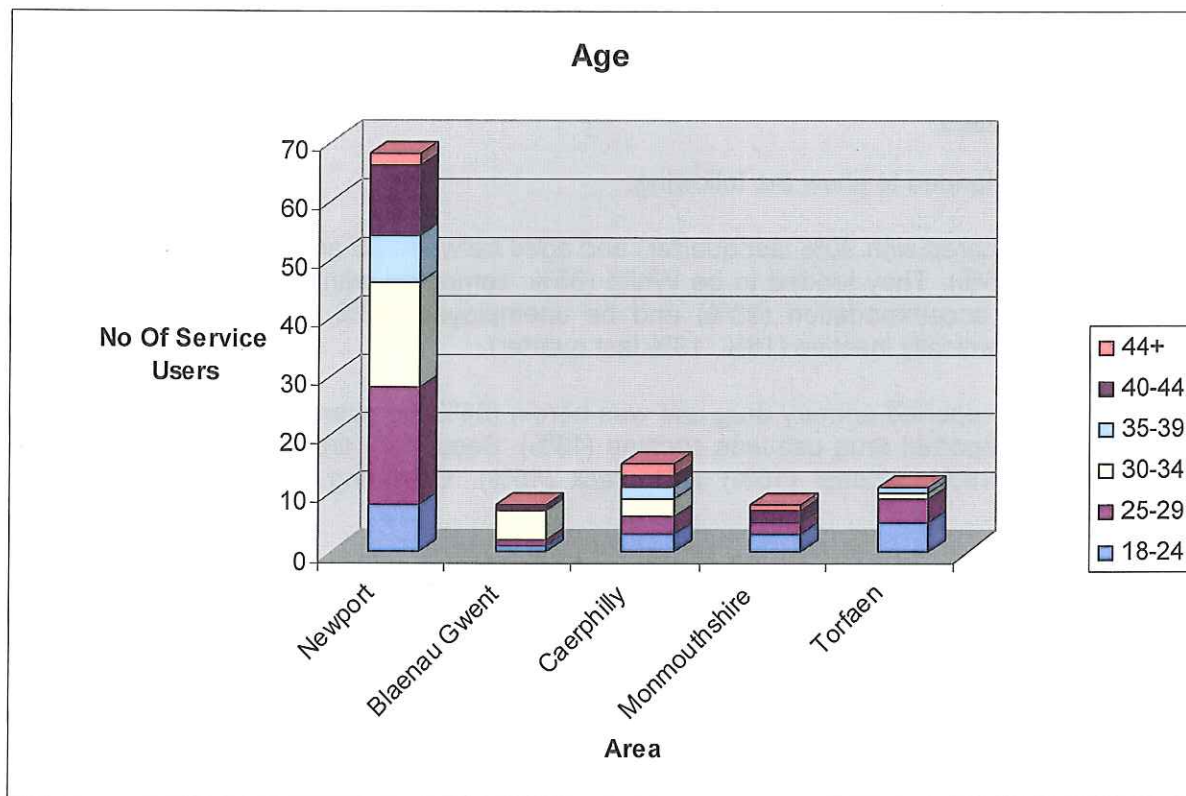
The chart below summarises the drug testing on arrest figures for the quarter, broken down by month, across the two custody suites located in the Gwent region:

Month	April		May		June	
	Newport	Ystrad	Newport	Ystrad	Newport	Ystrad
Total	147	82	148	81	165	77
Positives	35	20	25	16	36	9
Positive Test Rate (%)	24%	24%	17%	20%	22%	12%
Cocaine	5	5	6	2	16	2
Opiates	28	15	15	14	13	7
Both	2	0	4	0	7	0
Overtuned	0	0	0	1	1	2

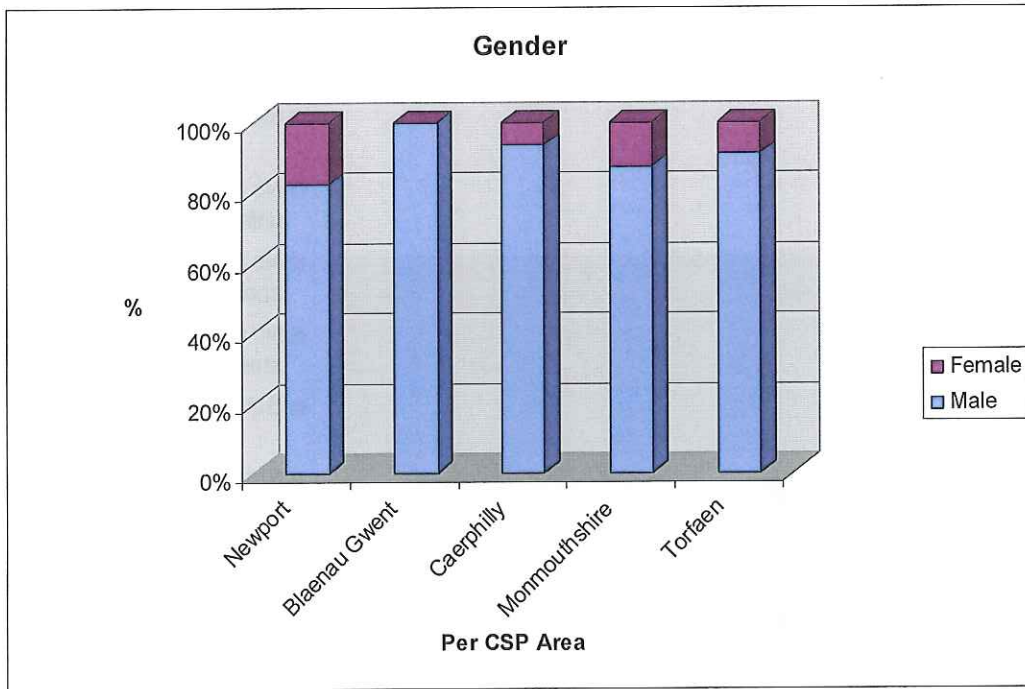
## Client Group Profile.

This section provides details of the profile of the client group.

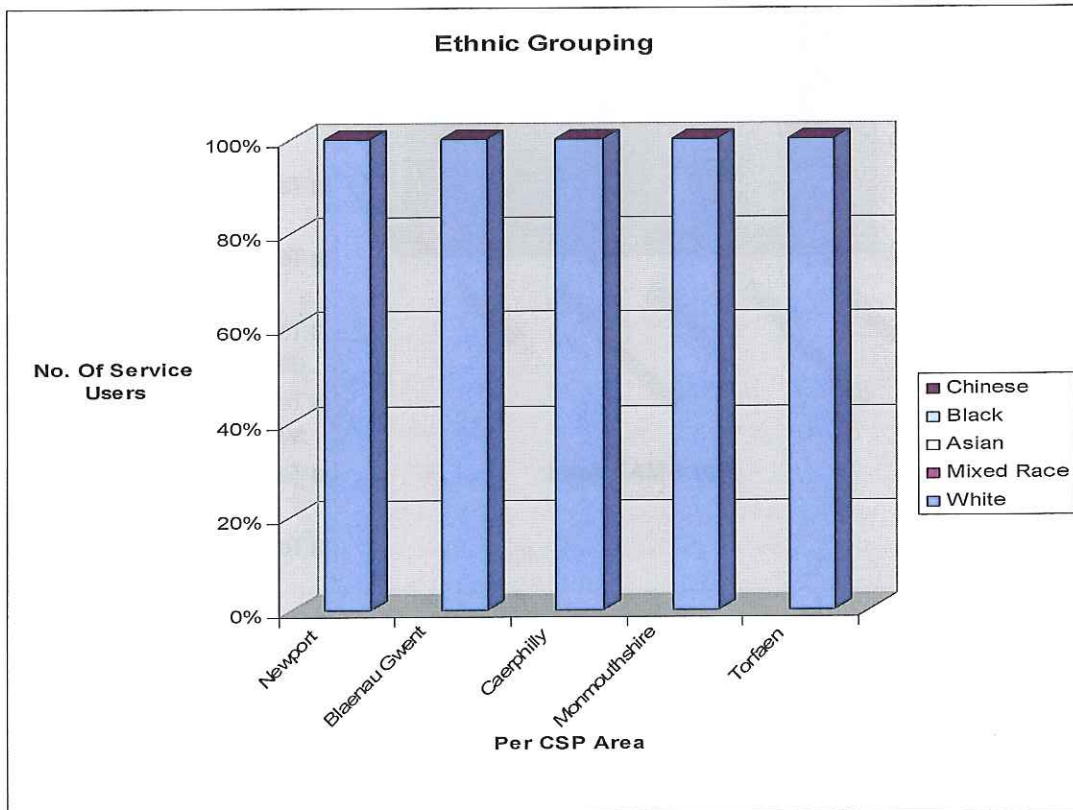
### Age



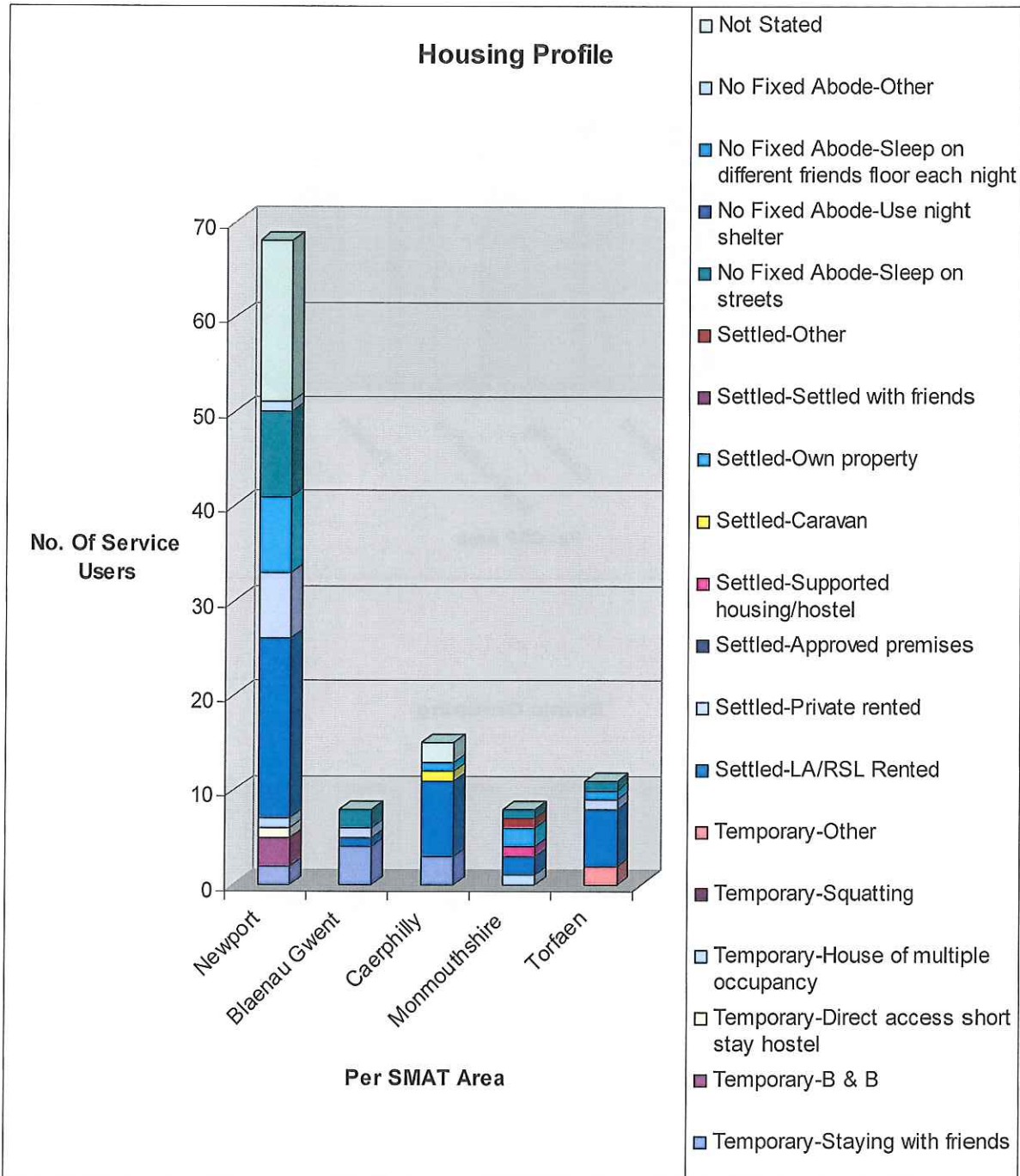
## Gender



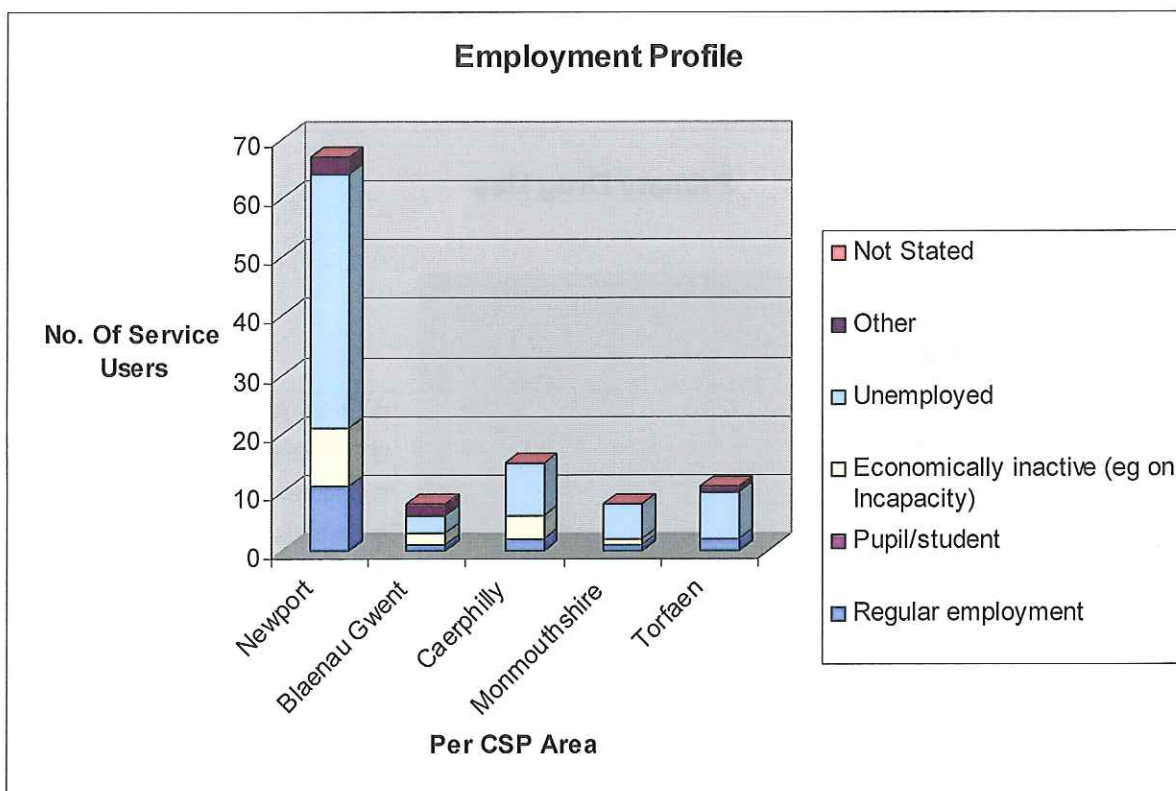
## Ethnic Grouping



## Housing Profile



## Employment



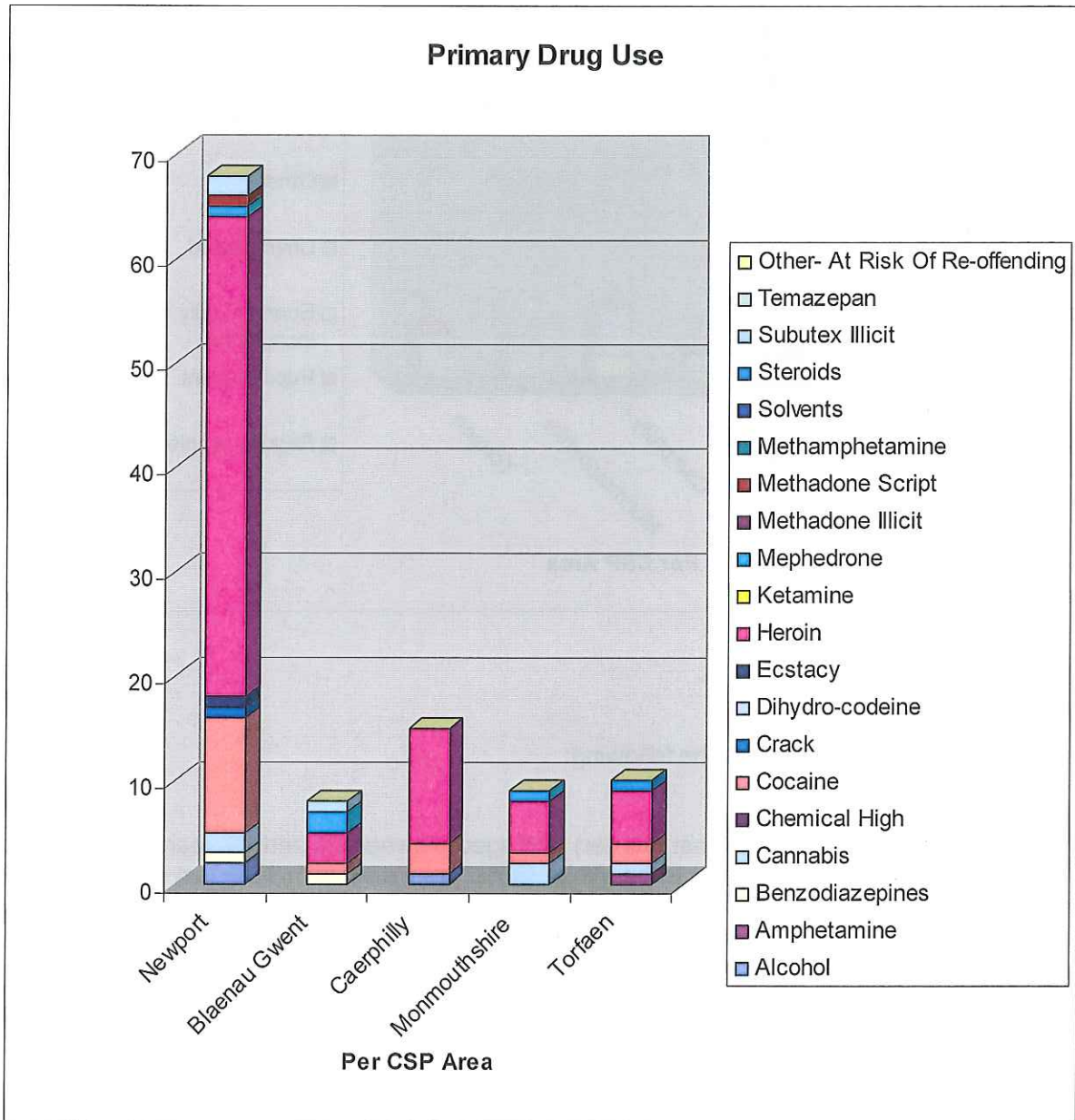
## Summary

The client group tended to show the following:

Male (86%, compared with 90% last quarter) and aged between 25 and 29 years (27%) and 30 and 34 years (25%). They tended to be White (85%, compared with 92% last quarter), live in Settled LA/RSL accommodation (33%) and be unemployed (63% compared with 57% last quarter) or economically inactive (16%, 13% last quarter).

**Drug Information**

**Primary Drug Use**

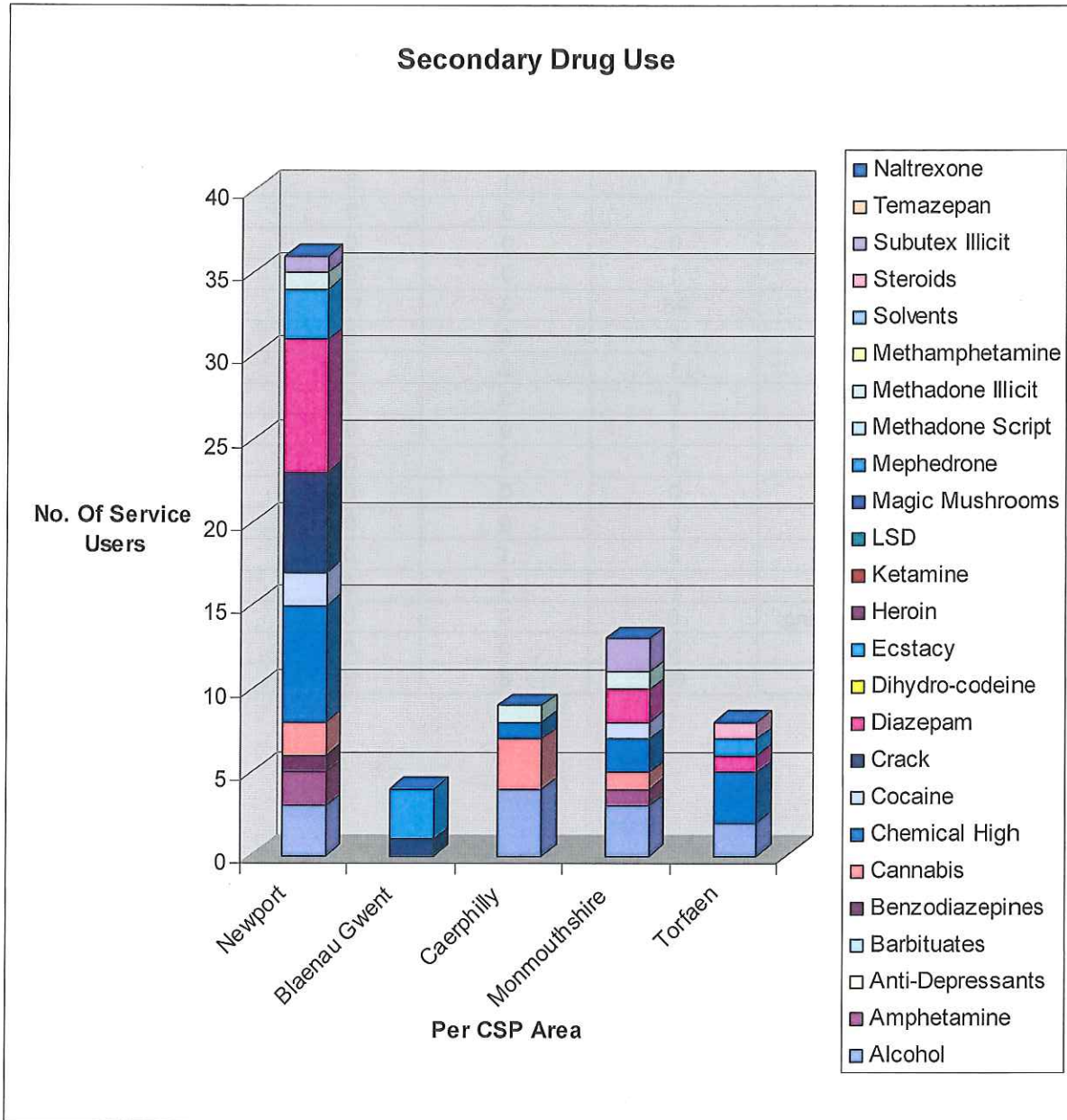




## Primary Drug Use Data

Primary Drug Use	Newport	Blaenau Gwent	Caerphilly	Monmouthshire	Torfaen
Alcohol	2	0	1	0	0
Amphetamine	0	0	0	0	1
Benzodiazepines	1	1	0	0	0
Cannabis	2	0	0	2	1
Chemical High	0	0	0	0	0
Cocaine	11	1	3	1	2
Crack	1	0	0	0	0
Dihydro-codeine	0	0	0	0	0
Ecstasy	1	0	0	0	0
Heroin	46	3	11	5	5
Ketamine	0	0	0	0	0
Mephedrone	1	2	0	1	0
Methadone Illicit	0	0	0	0	0
Methadone Script	1	0	0	0	0
Methamphetamine	0	0	0	0	0
Solvents	0	0	0	0	0
Steroids	0	0	0	0	1
Subutex Illicit	2	1	0	0	0
Temazepan	0	0	0	0	0
Other- At Risk Of Re-offending	0	0	0	0	0
Not Stated	0	0	0	0	0
<b>Total</b>	<b>68</b>	<b>8</b>	<b>15</b>	<b>9</b>	<b>10</b>

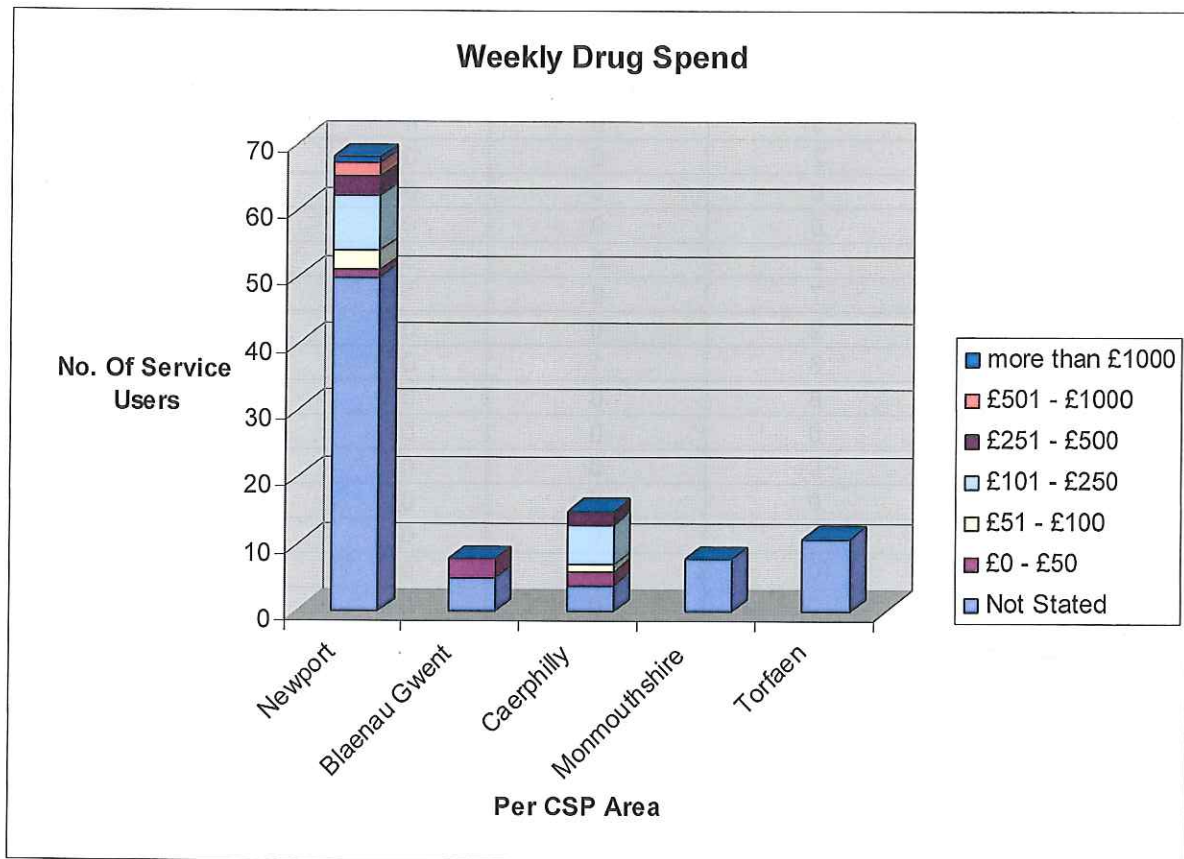
## Secondary Drug Use



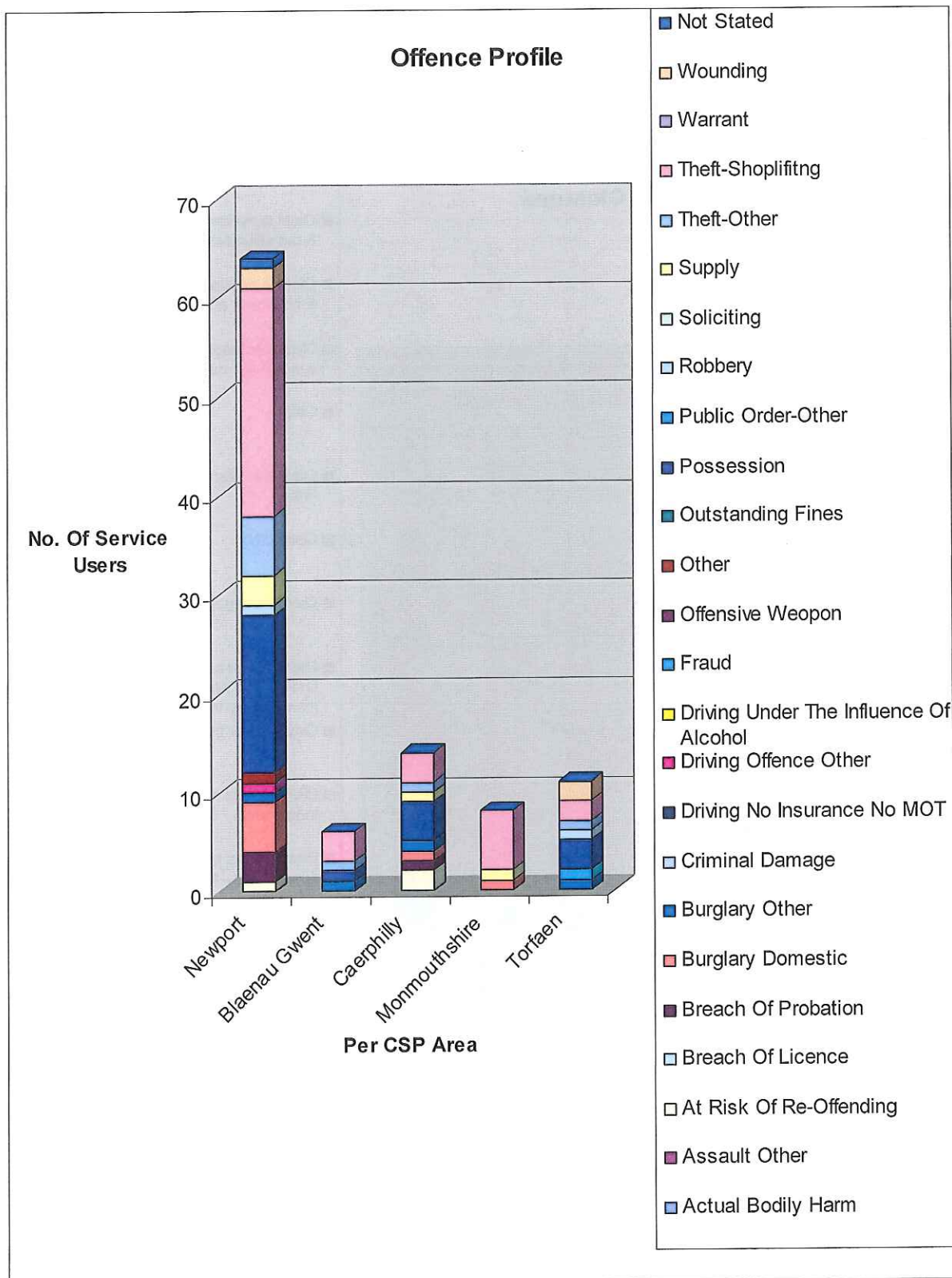
## Secondary Drug Use Data

Secondary Drug Use	Newport	Blaenau Gwent	Caerphilly	Monmouthshire	Torfaen
Alcohol	3	0	4	3	2
Amphetamine	2	0	0	1	0
Anti-Depressants	0	0	0	0	0
Barbituates	0	0	0	0	0
Benzodiazepines	2	0	3	1	0
Cannabis	7	0	1	2	3
Chemical High	2	0	0	1	0
Cocaine	6	1	0	0	0
Crack	8	0	0	2	1
Diazepam	0	0	0	0	0
Dihydro-codeine	0	0	0	0	0
Ecstasy	0	0	0	0	0
Heroin	4	0	0	1	0
Ketamine	0	0	0	0	0
LSD	0	0	0	0	0
Magic Mushrooms	0	0	0	0	0
Mephedrone	3	3	0	0	1
Methadone Script	0	0	0	0	0
Methadone Illicit	1	0	1	1	0
Methamphetamine	0	0	0	0	0
Solvents	0	0	0	0	0
Steroids	0	0	0	0	1
Subutex Illicit	1	0	0	2	0
Temazepan	0	0	0	0	0
Naltrexone	0	0	0	0	0
Total	39	4	9	14	8

## Weekly Drug Expenditure

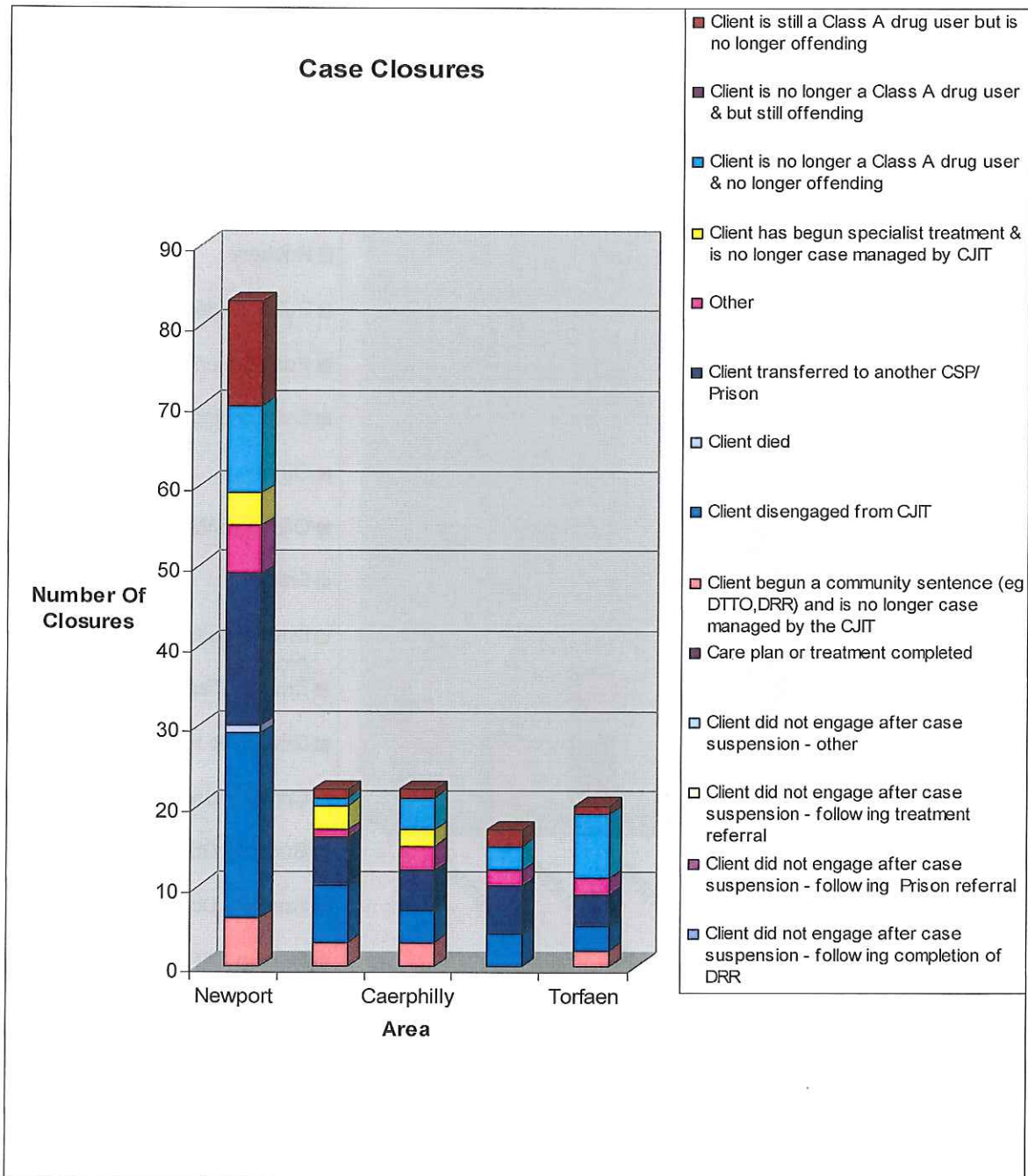


**Offending Behaviour**



The single most reported primary drug use was heroin (64%, compared with 54% last quarter). The next most reported drug use was cocaine (16%). Secondary drug use tended to be used was cannabis (18%), alcohol (16%) and crack (15%). Offending behaviour tended to be shoplifting (34%).

**Case Closure**



Regionally, Gwent DIP averaged a careplan completion rate of 33%. Additionally, the disengagement rate was 25% This is the twelfth successive quarter that the completion rate exceeded the disengagement rate.

**Prescribing Information**

The following information covers this quarter for each of the five DIP regions:

**Number Of Referrals**

		Clients
DIP	Blaenau Gwent	19
	Caerphilly	20
	Monmouthshire	14
	Newport	65
	Torfaen	5
	Total	123

There were 123 referrals this quarter compared with 109 referrals last quarter.

**Number Of Clients On Caseload At Month End**

		April	May	June
DIP	Blaenau Gwent	15	19	16
	Caerphilly	27	32	27
	Monmouthshire	18	19	19
	Newport	59	55	50
	Torfaen	10	8	8
	Total	129	133	120

**Number Of Clients Completing Treatment**

		April	May	June	Total
DIP	Blaenau Gwent	13	4	6	23
	Caerphilly	4	7	5	16
	Monmouthshire	7	6	3	16
	Newport	13	22	17	52
	Torfaen	1	4	1	6

## Performance Management Information

Key Performance Indicator (KPI) information is supplied by the Home Office and is detailed below.

### Intensive

Definitions:

KPI/DI 1: Adults with an initial contact who are assessed by the CJIT within 28 days

KPI/ DI 2: Adults who test positive and have an initial required assessment imposed who attend and remain at the initial required assessment and the required assessment occurs within the DAT or not within the DAT

KPI/ DI 3: Adults assessed as needing further intervention to be taken onto the caseload

KPI/ DI 4: Adults taken onto the caseload who commenced treatment

KPI/ DI 5: Adults referred to a CJIT from a prison who were reported on by the CJIT

Performance:

2013/14 Newport	Apr-13	May-13	Jun-13
<b>DI 1 Target</b>	<b>No Target</b>		
Newport	100%	100%	100%
Caerphilly	100%	100%	100%
<b>DI 2 Target</b>	<b>95%</b>	<b>95%</b>	<b>95%</b>
Newport	77%	78%	91%
Caerphilly	57%	86%	50%
<b>DI 3 Target</b>	<b>85%</b>	<b>85%</b>	<b>85%</b>
Newport	100%	100%	100%
Caerphilly	100%	100%	100%
<b>DI 4 Target</b>	<b>95%</b>	<b>95%</b>	<b>95%</b>
Newport	100%	97%	100%
Caerphilly	100%	100%	100%
<b>DI 5 Target</b>	<b>No Target</b>		
Newport		40%	100%
Caerphilly			

### Non Intensive

Definitions:

KPI/DI 1: Adults with an initial contact who are assessed by the CJIT within 28 days

KPI/ DI 2: Adults who test positive and have an initial required assessment imposed who attend and remain at the initial required assessment and the required assessment occurs within the DAT or not within the DAT

KPI/ DI 3: Adults assessed as needing further intervention to be taken onto the caseload

KPI/ DI 4: Adults taken onto the caseload who commenced treatment

KPI/ DI 5: Adults referred to a CJIT from a prison who were reported on by the CJIT



Performance:

<b>2013/14 Non Intensive</b>	<b>Apr-13</b>	<b>May-13</b>	<b>Jun-13</b>
<b>Target</b>	<b>60%</b>	<b>60%</b>	<b>60%</b>
<b>DI 1</b>	100%	100%	100%
<b>Target</b>	<b>85%</b>	<b>85%</b>	<b>85%</b>
<b>DI 3</b>	100%	100%	100%
<b>Target</b>	<b>95%</b>	<b>95%</b>	<b>95%</b>
<b>DI 4</b>	100%	96%	100%
	<b>No Target</b>		
<b>DI 5</b>			50%

### Caseload Information

Caseload numbers at the end of Q1 are as follows (previous Quarter's figures in brackets):

Blaenau Gwent 38 (41)  
Caerphilly 57 (64)  
Monmouthshire 28 (26)  
Newport 139 (126)  
Torfaen 24 (29)  
Total 286 (286)

### Transfers In

The number of clients transferred into the Region either from other DAT areas or from prison, as follows:

Blaenau Gwent 10 (6)  
Caerphilly 12 (11)  
Monmouthshire 7 (4)  
Newport 34 (33)  
Torfaen 7 (1)  
Total: 70 (55)

## Summary

The client group tended to show the following:

Male (86%, compared with 90% last quarter) and aged between 25 and 29 years (27%) and 30 and 34 years (25%). They tended to be White (85%, compared with 92% last quarter), live in Settled LA/RSL accommodation (33%) and be unemployed (63% compared with 57% last quarter) or economically inactive (16%, 13% last quarter).

The single most reported primary drug use was heroin (64%, compared with 54% last quarter). The next most reported drug use was cocaine (16%). Secondary drug use tended to be used was cannabis (18%), alcohol (16%) and crack (15%). Offending behaviour tended to be shoplifting (34%).

Regionally, Gwent DIP averaged a careplan completion rate of 33%. Additionally, the disengagement rate was 25% This is the twelfth successive quarter that the completion rate exceeded the disengagement rate.

Caseload numbers at the end of Q1 are as follows (previous Quarter's figures in brackets):

Blaenau Gwent 38 (41)  
Caerphilly 57 (64)  
Monmouthshire 28 (26)  
Newport 139 (126)  
Torfaen 24 (29)  
Total 286 (286)

The number of clients transferred into the Region either from other DAT areas or from prison, as follows:

Blaenau Gwent 10 (6)  
Caerphilly 12 (11)  
Monmouthshire 7 (4)  
Newport 34 (33)  
Torfaen 7 (1)  
Total: 70 (55)