

Gwent SAR, FOI and IR figures April 2022 – March 2023

SAR:

SELECT FORCE:	Gwent
SELECT REQUEST TYPE:	SAR

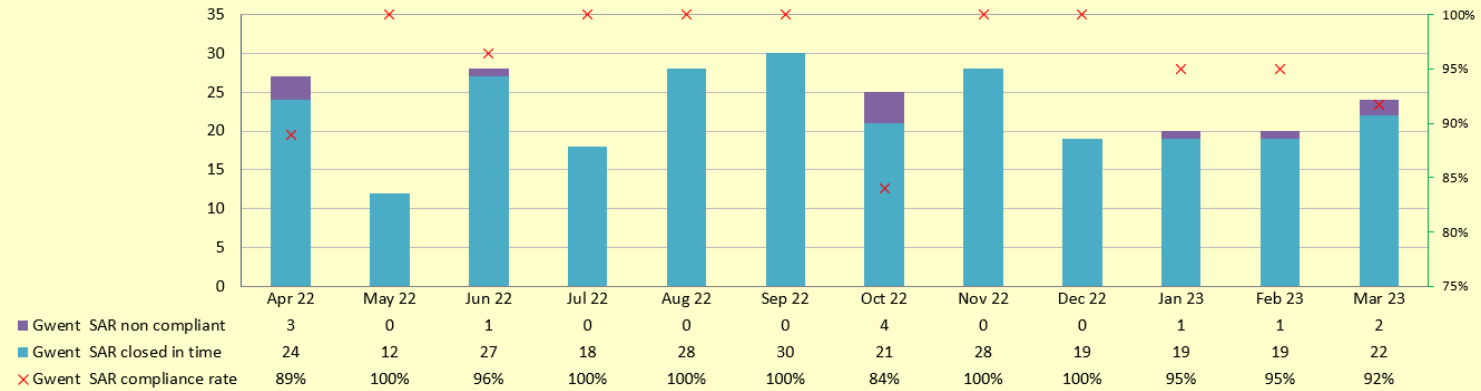
Table of performance measures:

	Previous average (based on previous 12 months)	Number in latest month	Change	Percentage change
Gwent SAR received	25	46	21	82%
Gwent SAR closed	24	24	0	0%
Gwent SAR closed in time	23	22	-1	-4%
Gwent SAR non compliant	1	2	1	117%
% in time	96%	92%	- 4 %pt	
% out of time	4%	8%	+ 4 %pt	

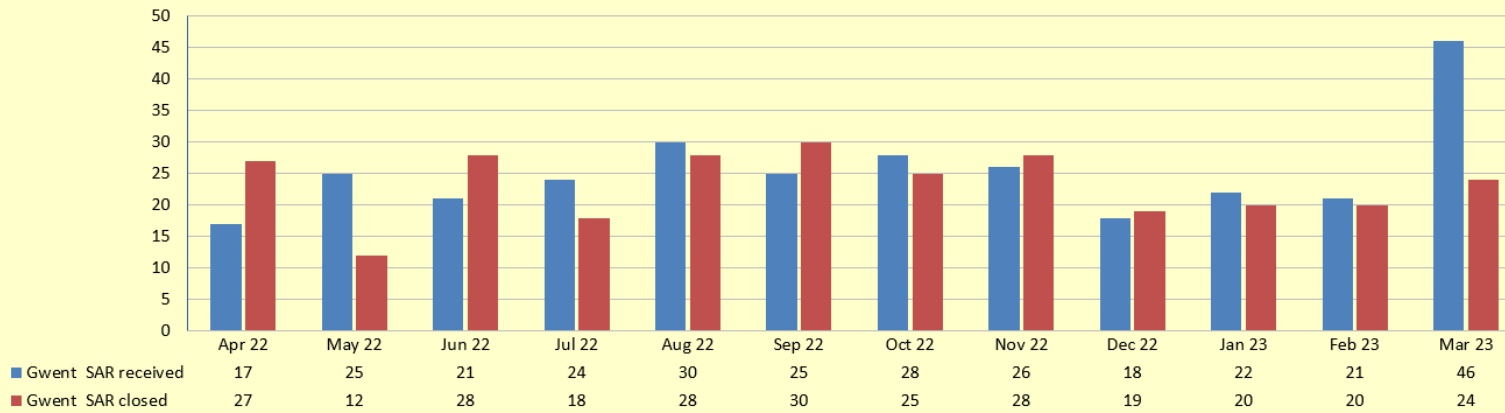
Table of annual totals:

	Yr 2020	Yr 2021	Yr 2022	Yr 2023 to date
Gwent FOI received	812	1050	976	355
Gwent FOI closed	707	1040	930	275
Gwent IR received	13	10	12	4
Gwent IR closed	10	13	11	2
Gwent SAR received	256	325	297	89
Gwent SAR closed	222	291	305	64

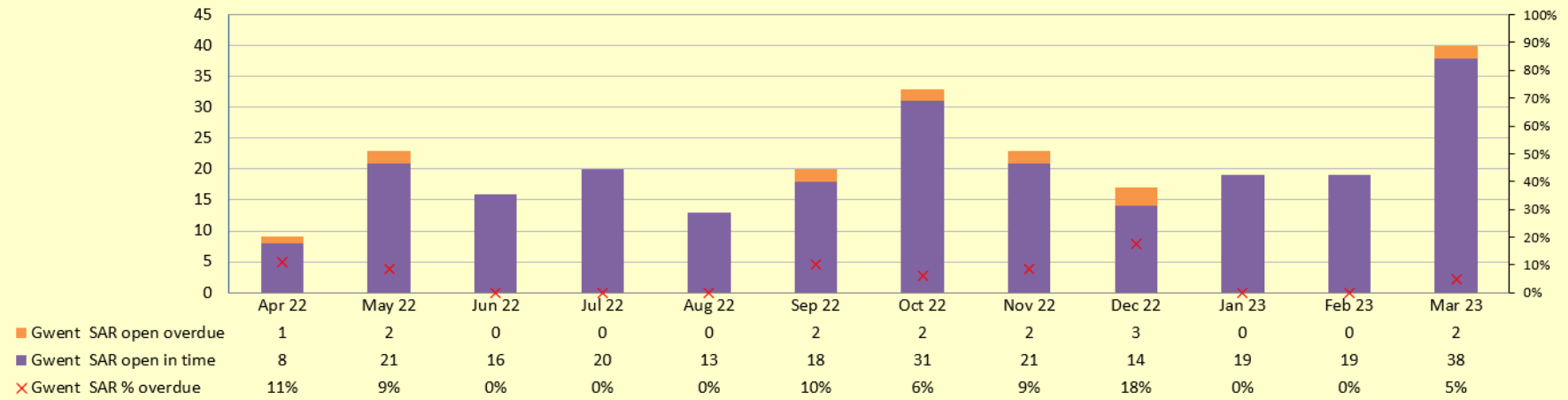
Graph to show numbers closed and the compliance rate



Graph to show total numbers received and closed



Graph to show ongoing snapshots in time and the proportion of these that were overdue



FOI:

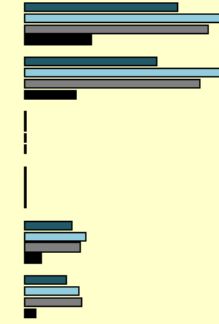
SELECT FORCE:	Gwent
SELECT REQUEST TYPE:	FOI

Table of performance measures:

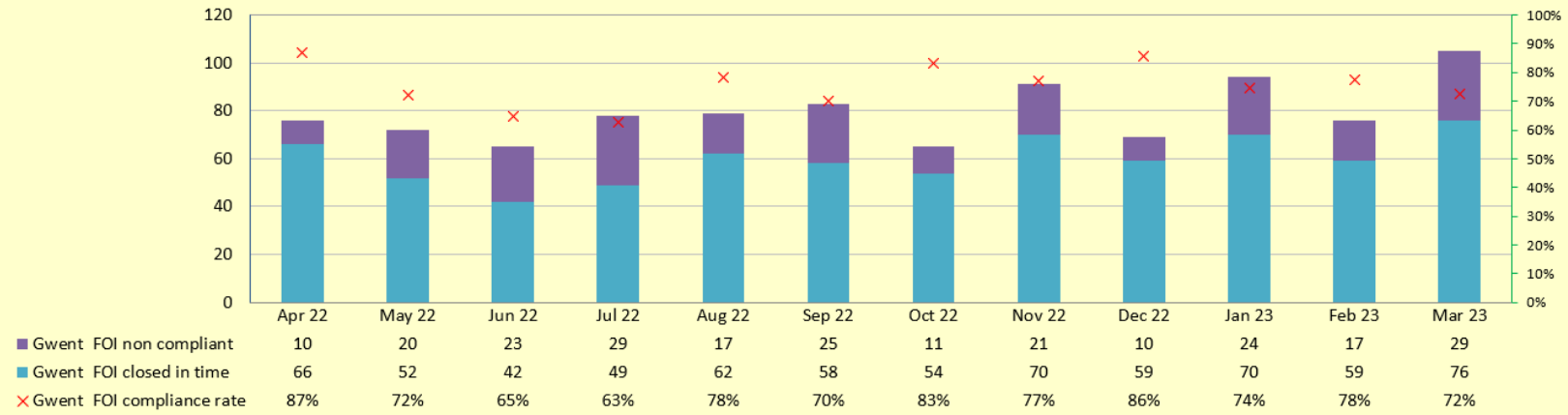
	Previous average (based on previous 12 months)	Number in latest month	Change	Percentage change
Gwent FOI received	88	121	33	38%
Gwent FOI closed	80	105	25	31%
Gwent FOI closed in time	60	76	16	26%
Gwent FOI non compliant	20	29	9	46%
% in time	75%	72%	- 3 %pt	
% out of time	25%	28%	+ 3 %pt	

Table of annual totals:

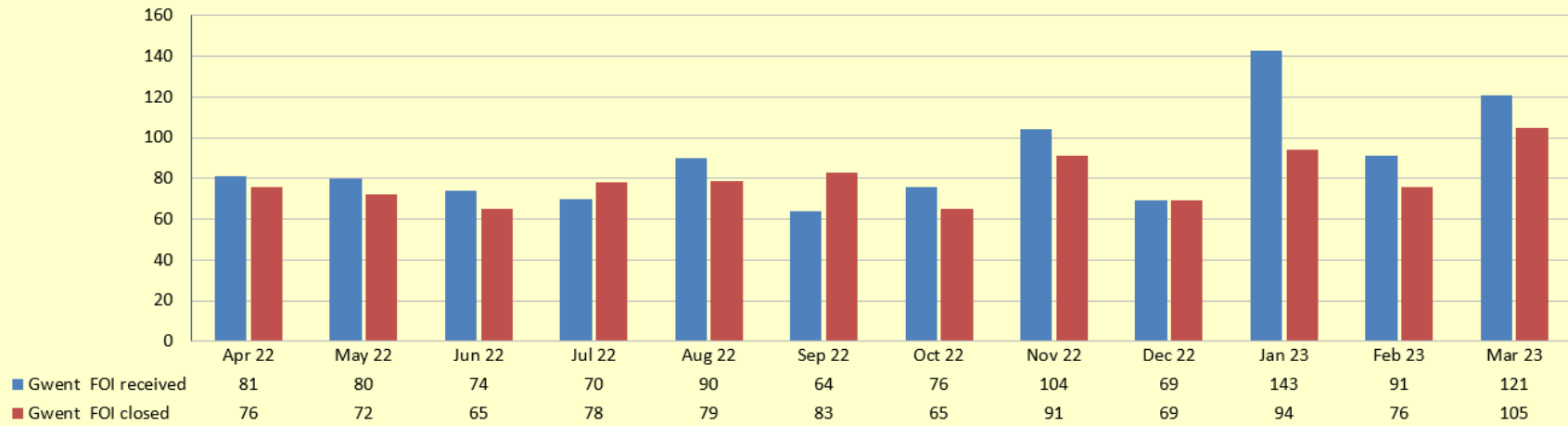
	Yr 2020	Yr 2021	Yr 2022	Yr 2023 to date
Gwent FOI received	812	1050	976	355
Gwent FOI closed	707	1040	930	275
Gwent IR received	13	10	12	4
Gwent IR closed	10	13	11	2
Gwent SAR received	256	325	297	89
Gwent SAR closed	222	291	305	64



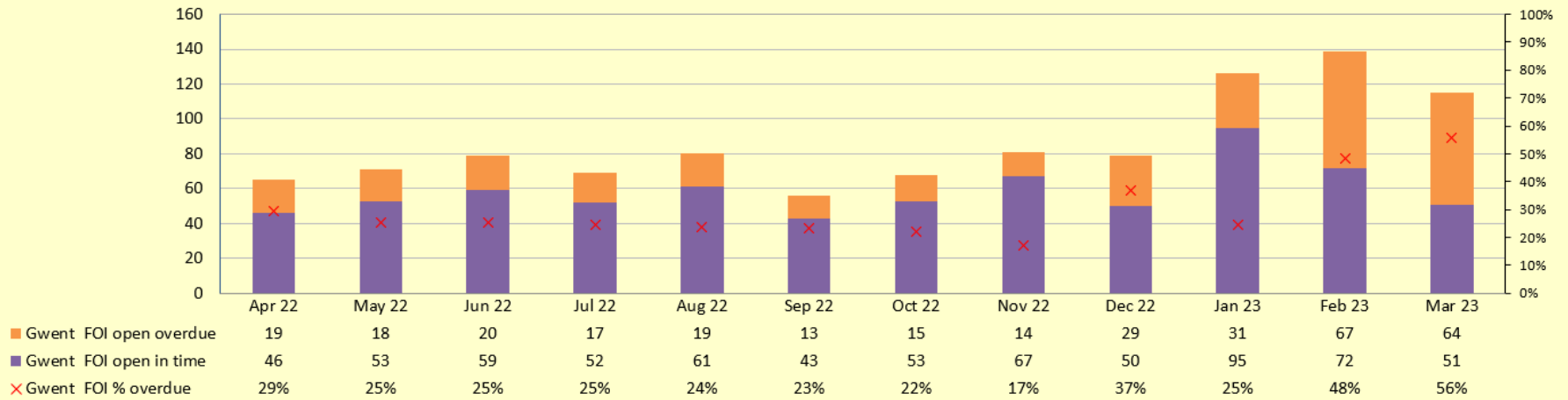
Graph to show numbers closed and the compliance rate



Graph to show total numbers received and closed



Graph to show ongoing snapshots in time and the proportion of these that were overdue



Internal Reviews:

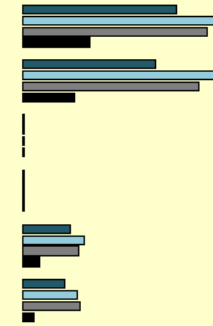
SELECT FORCE:	Gwent
SELECT REQUEST TYPE:	IR

Table of performance measures:

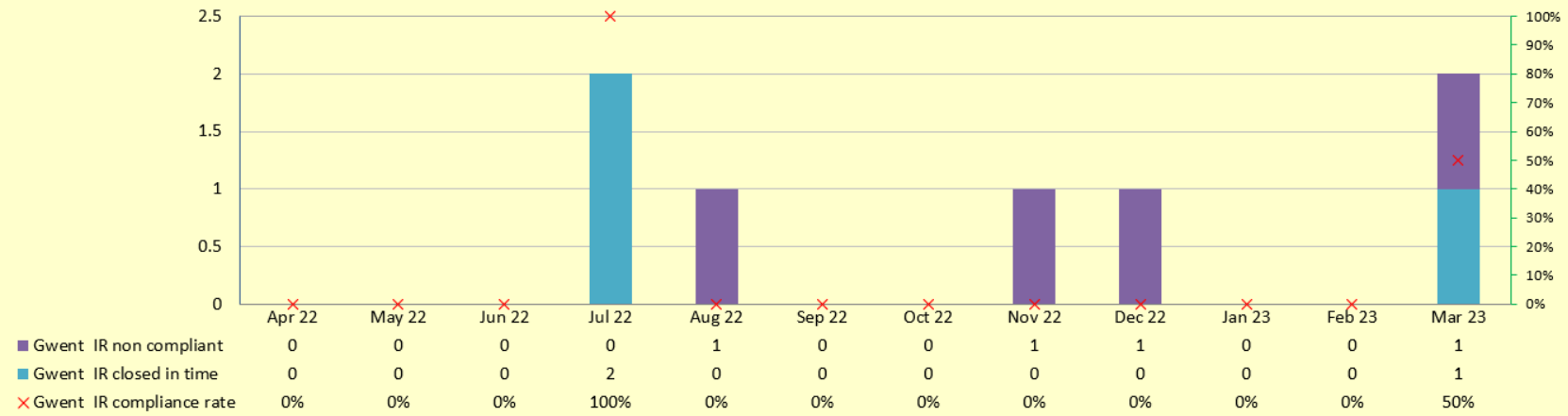
	Previous average (based on previous 12 months)	Number in latest month	Change	Percentage change
Gwent IR received	1	3	2	200%
Gwent IR closed	1	2	1	189%
Gwent IR closed in time	0	1	1	160%
Gwent IR non compliant	0	1	1	225%
% in time	56%	50%	- 6 %pt	
% out of time	44%	50%	+ 6 %pt	

Table of annual totals:

	Yr 2020	Yr 2021	Yr 2022	Yr 2023 to date
Gwent FOI received	812	1050	976	355
Gwent FOI closed	707	1040	930	275
Gwent IR received	13	10	12	4
Gwent IR closed	10	13	11	2
Gwent SAR received	256	325	297	89
Gwent SAR closed	222	291	305	64



Graph to show numbers closed and the compliance rate



Graph to show total numbers received and closed

