


<b>Police and Crime Commissioner for Gwent Decision</b>	
PCCG-2014-001	Police and Crime Commissioner for Gwent Decision Session
Subject	Gwent Drugs Interventions Programme (DIP) Performance Management Report Quarter 2.
Summary	To record the decision of the Police and Crime Commissioner regarding the monitoring of the DIP performance.

## DECISION

1. The Gwent DIP has submitted a performance monitoring report for the second quarter of the 2013/14 financial year covering July to September 2013.
2. I have received and monitored the information contained in the report.

<b>Ian Johnston QPM, Police and Crime Commissioner for Gwent</b>	
I confirm I have considered whether or not I have any personal or prejudicial interest in this matter and take the proposed decision in compliance with my code of conduct. Any such interests are recorded below.	
The above request has my approval.	
Signed 	Date 13/01/14

<b>Contact Officer</b>	
Name	Lyn Webber
Position	DIP Manager
Telephone	01633 642200
Email	<a href="mailto:Commissioner@gwent.pnn.police.uk">Commissioner@gwent.pnn.police.uk</a>
<b>Background papers</b>	None




# Gwent Drug Interventions Programme

## Performance Management Report Quarter Two

---

July 2013 – September 2013



**Nick Jeremy and Lyn Webber**

# Contents

	Page No.
Introduction.....	2
Executive Summary.....	2
Tough Choices Information .....	2
Client Group Profile .....	3
Age .....	3
Gender .....	4
Ethnic Grouping .....	5
Housing Profile .....	6
Employment .....	7
Summary .....	7
Drug Information .....	8
Primary Drug Use .....	8
Primary Drug Use Data .....	9
Secondary Drug Use .....	10
Secondary Drug Use Data .....	11
Weekly Drug Expenditure .....	12
Offending Behaviour .....	13
Case Closures .....	15
Positive Outcomes .....	16
Prescribing Information.....	18
Number of Referrals .....	18
Number of clients on caseload at month end .....	19
Number of clients completed treatment .....	19
Performance Management Information.....	19
Intensive .....	19
Definitions .....	19
Performance .....	20
Non Intensive .....	20
Definitions .....	20
Performance .....	21
Transfers in .....	21
Summary.....	21

## Introduction

This report covers the second quarter of the 2013-14 financial year from July to September 2013. This report has been produced using a variety of data sources including the All-Wales DIP electronic case management system, Palbase, and Home Office issued Diagnostic Indicator information. It has been prepared as a monitoring tool for the Gwent Police and Crime Commissioner and focuses on the performance of Gwent DIP during this period.

The report has had additional information added at the request of the Gwent Police and Crime Commissioner, including data from the Tough Choices process and also Prescribing information.

## Executive Summary

The client group tended to show the following:

Male (83%, compared with 86% last quarter) and aged between 30 and 34 years (29%). They tended to be White (84%, compared with 85% last quarter), live in Settled LA/RSL accommodation (32%) and be unemployed (61% compared with 63% last quarter) or economically inactive (13%, 16% last quarter).

The single most reported primary drug use was heroin (50%, compared with 64% last quarter). The next most reported drug use was cocaine (15%). Secondary drug use tended to be used was crack (20%) and cannabis (17%). Offending behaviour tended to be shoplifting (30%).

Regionally, Gwent DIP averaged a care-plan completion rate of 34%. Additionally, the disengagement rate was 29%. This is the thirteenth successive quarter that the completion rate exceeded the disengagement rate.

## Tough Choices Information

The chart below summarises the drug testing on arrest figures for the quarter's 1 & 2, broken down by month, across the two custody suites located in the Gwent region:

Month	April		May		June	
DAT Area	Newport	Ystrad	Newport	Ystrad	Newport	Ystrad
Total	147	82	148	81	165	77
Positives	35	20	25	16	36	9
Positive Test Rate (%)	24%	24%	17%	20%	22%	12%
Cocaine	5	5	6	2	16	2
Opiates	28	15	15	14	13	7
Both	2	0	4	0	7	0
Overtuned	0	0	0	1	1	2

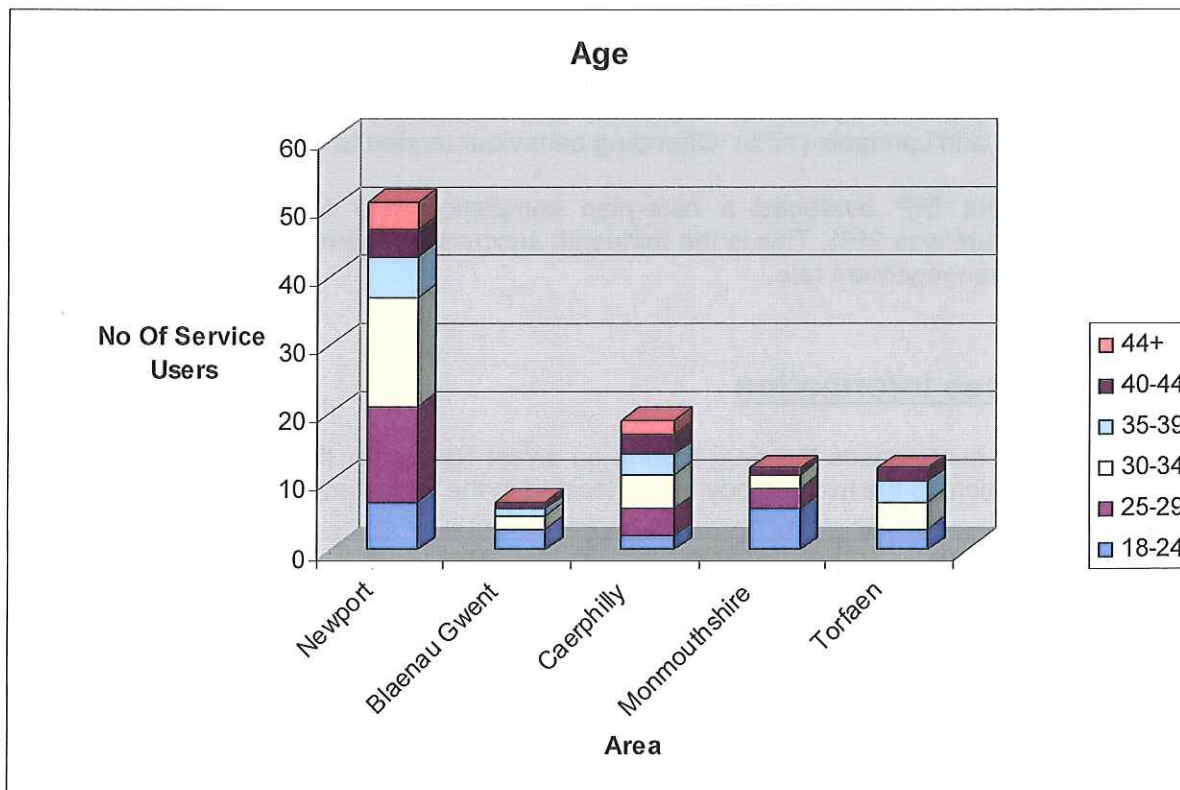


Month	July		August		September	
DAT Area	Newport	Ystrad	Newport	Ystrad	Newport	Ystrad
Total	48	122	120	91	151	150
Positives	12	25	38	17	32	32
Positive Test Rate (%)	25%	20%	32%	19%	21%	21%
Cocaine	2	7	16	7	7	7
Opiates	8	16	15	9	21	21
Both	2	2	7	1	4	4
Overturned	1	0	2	3	0	3

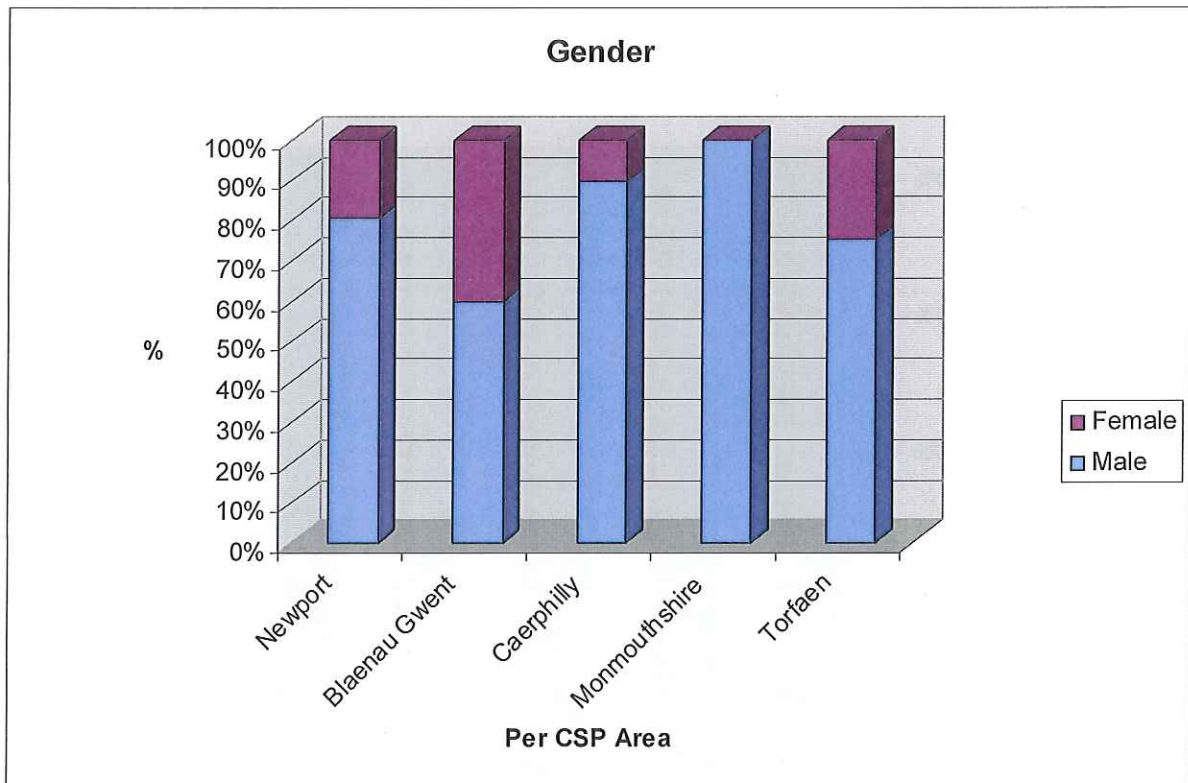
## Client Group Profile.

This section provides details of the profile of the client group.

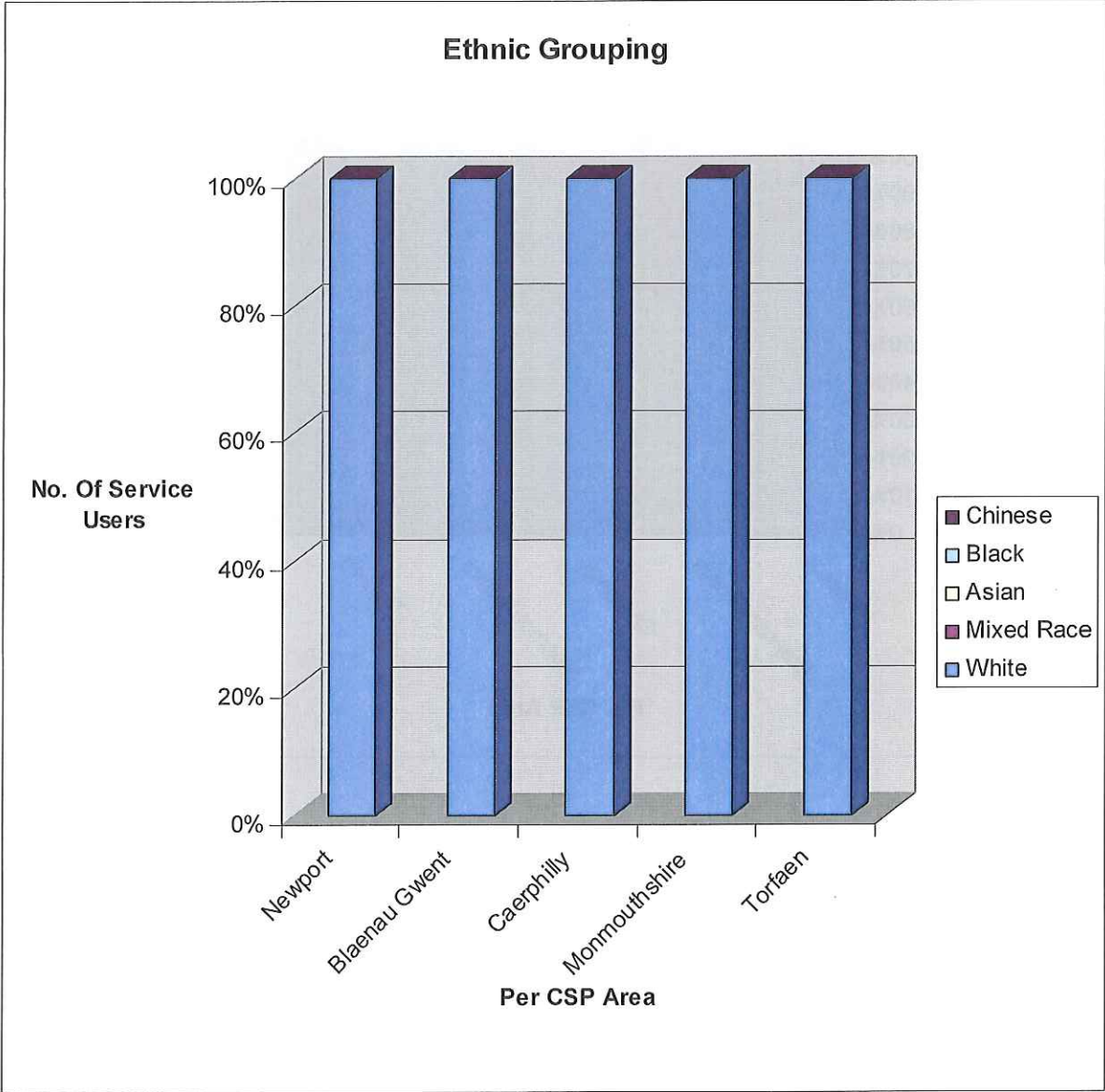
### Age



## Gender

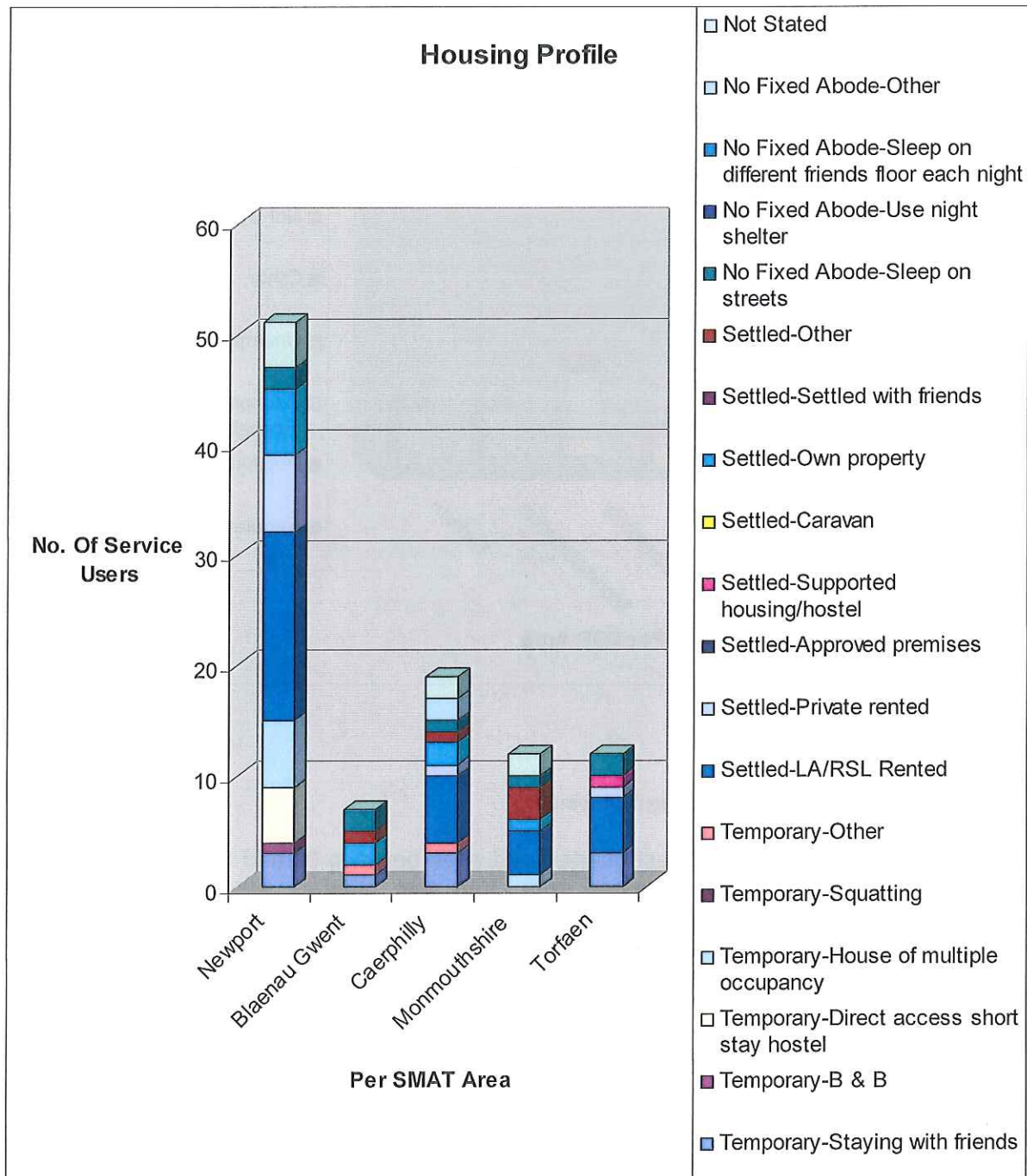


**Ethnic Grouping**

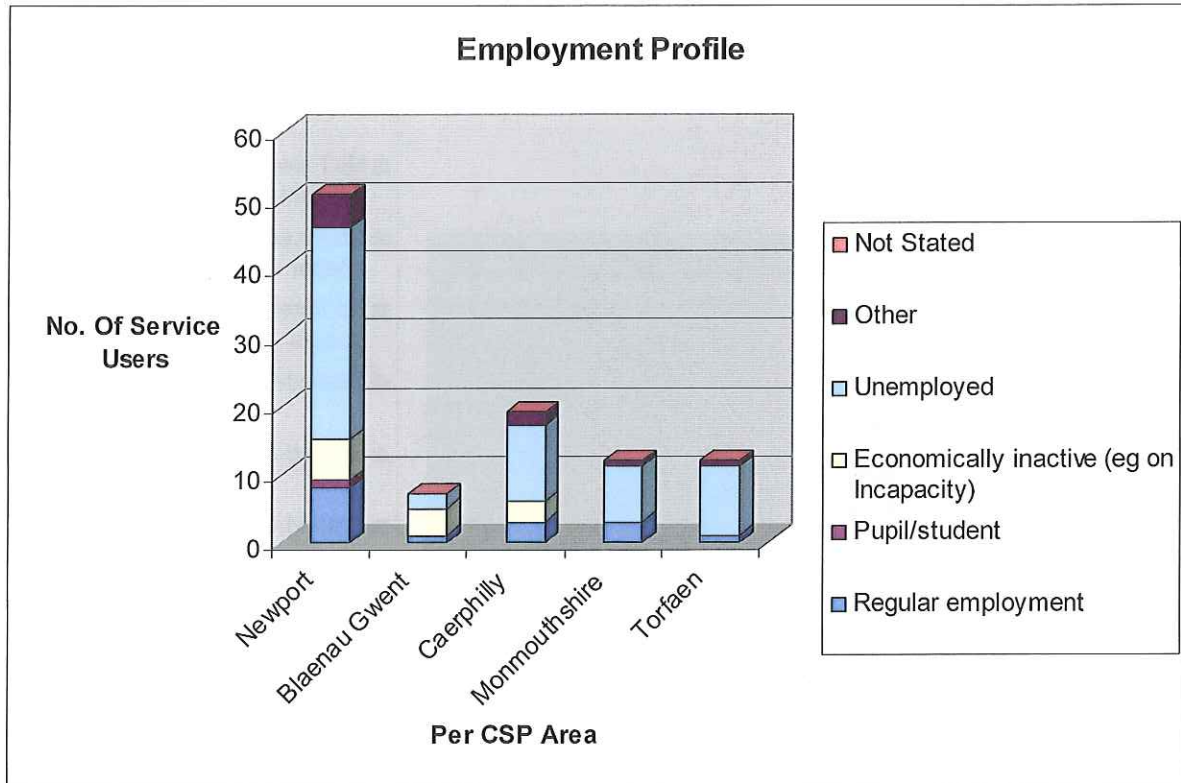




## Housing Profile



## Employment



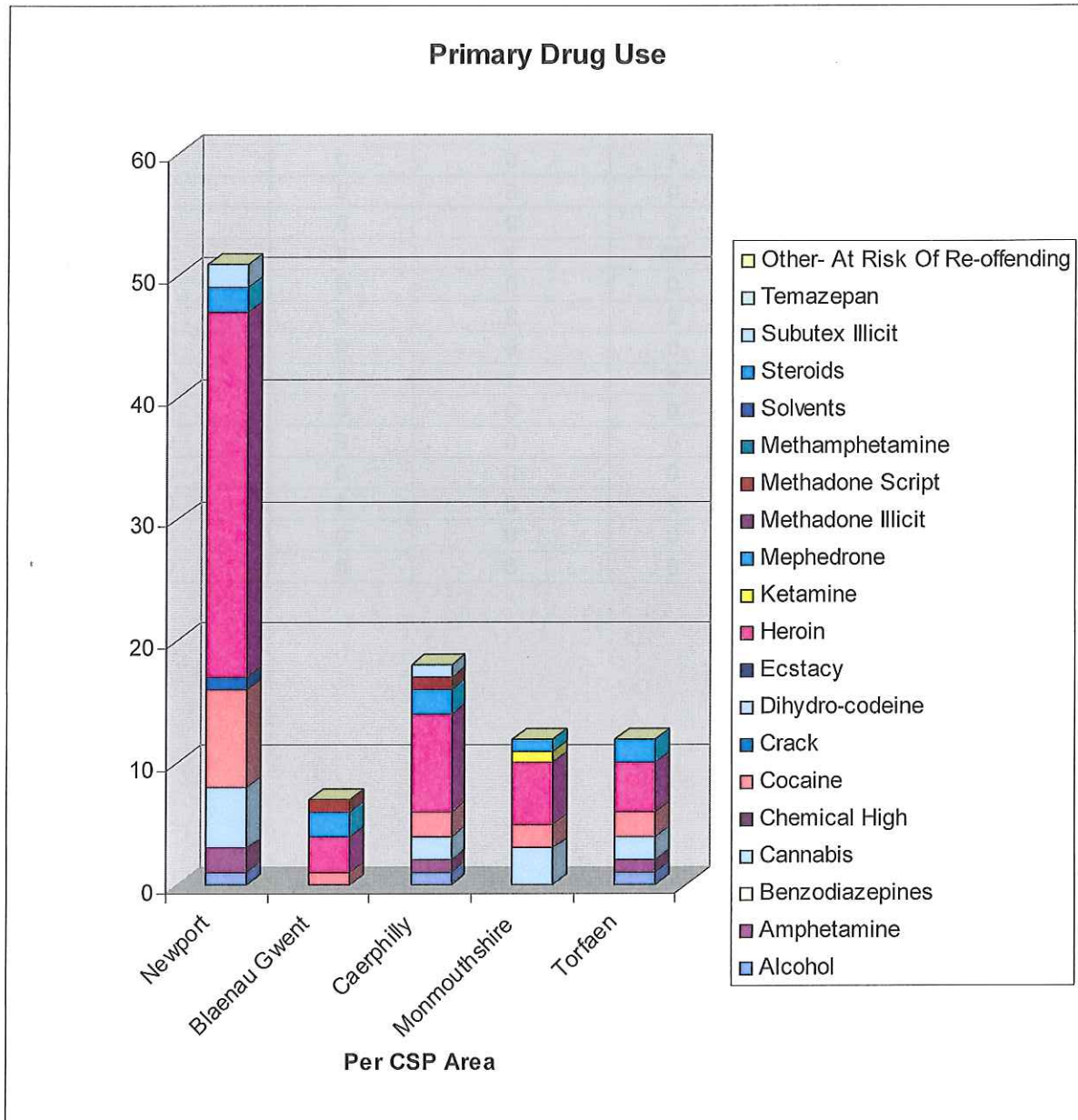
## Summary

The client group tended to show the following:

Male (83%, compared with 86% last quarter) and aged between 30 and 34 years (29%). They tended to be White (84%, compared with 85% last quarter), live in Settled LA/RSL accommodation (32%) and be unemployed (61% compared with 63% last quarter) or economically inactive (13%, 16% last quarter).

## Drug Information

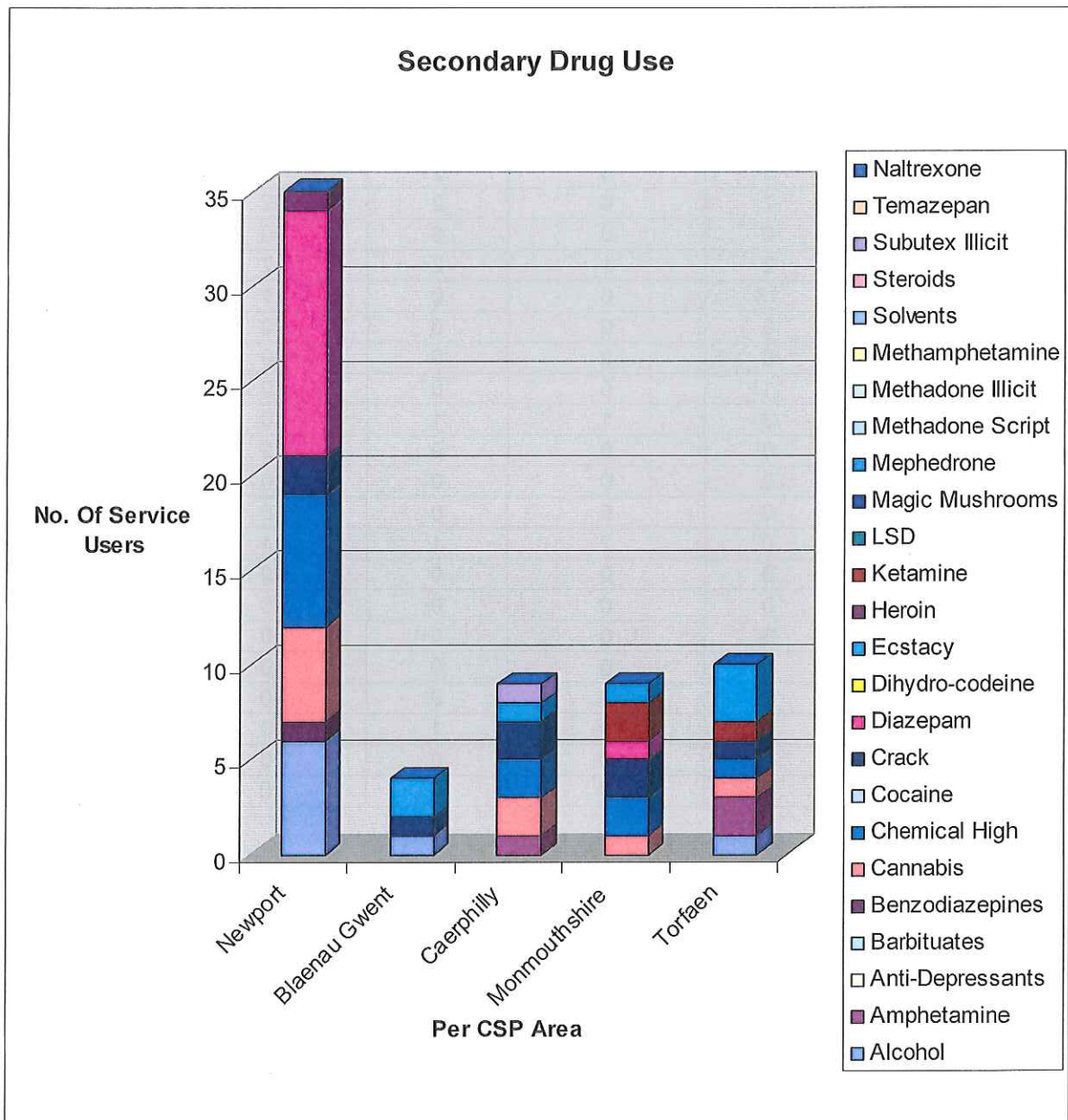
### Primary Drug Use



## Primary Drug Use Data

Primary Drug Use	Newport	Blaenau Gwent	Caerphilly	Monmouthshire	Torfaen
Alcohol	1	0	1	0	1
Amphetamine	2	0	1	0	1
Benzodiazepines	0	0	0	0	0
Cannabis	5	0	2	3	2
Chemical High	0	0	0	0	0
Cocaine	8	1	2	2	2
Crack	1	0	0	0	0
Dihydro-codeine	0	0	0	0	0
Ecstasy	0	0	0	0	0
Heroin	30	3	8	5	4
Ketamine	0	0	0	1	0
Mephedrone	2	2	2	1	2
Methadone Illicit	0	0	0	0	0
Methadone Script	0	1	1	0	0
Methamphetamine	0	0	0	0	0
Solvents	0	0	0	0	0
Steroids	0	0	0	0	0
Subutex Illicit	2	0	1	0	0
Temazepan	0	0	0	0	0
Other- At Risk Of Re-offending	0	0	0	0	0

## Secondary Drug Use

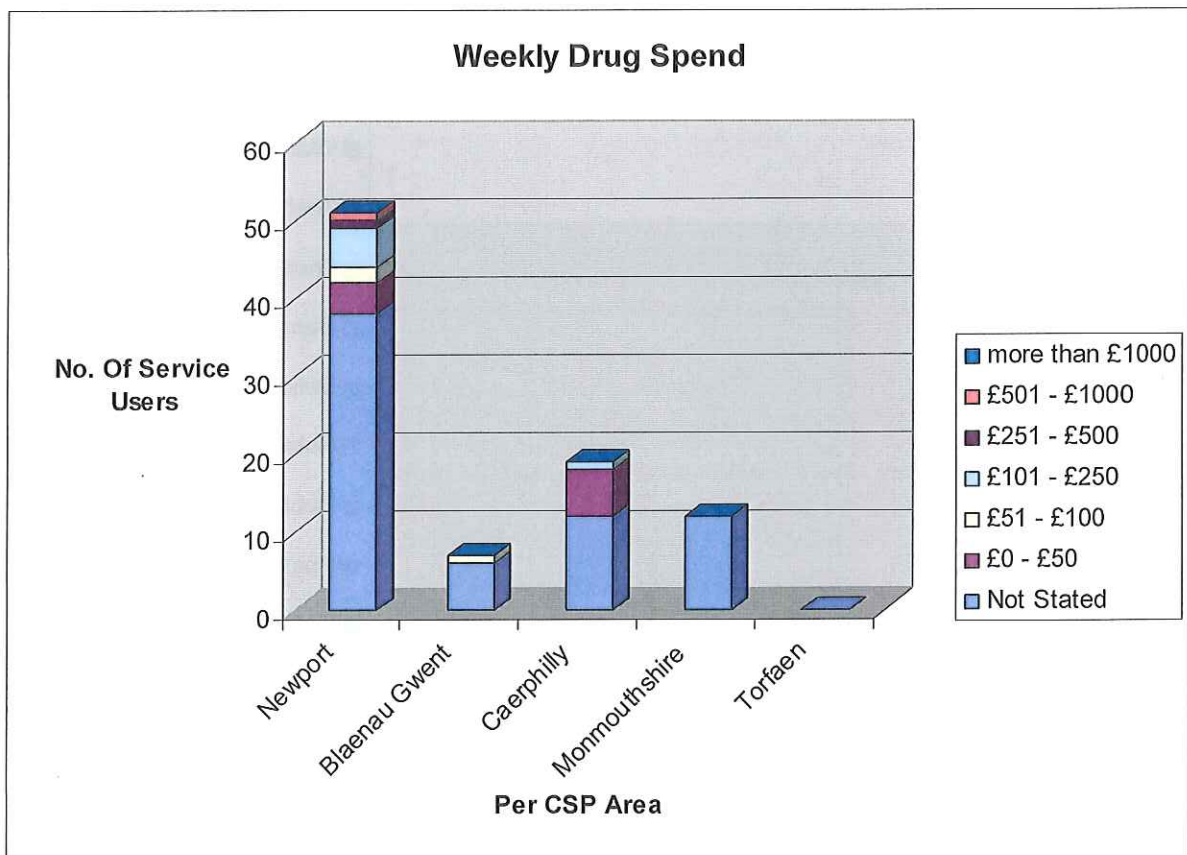




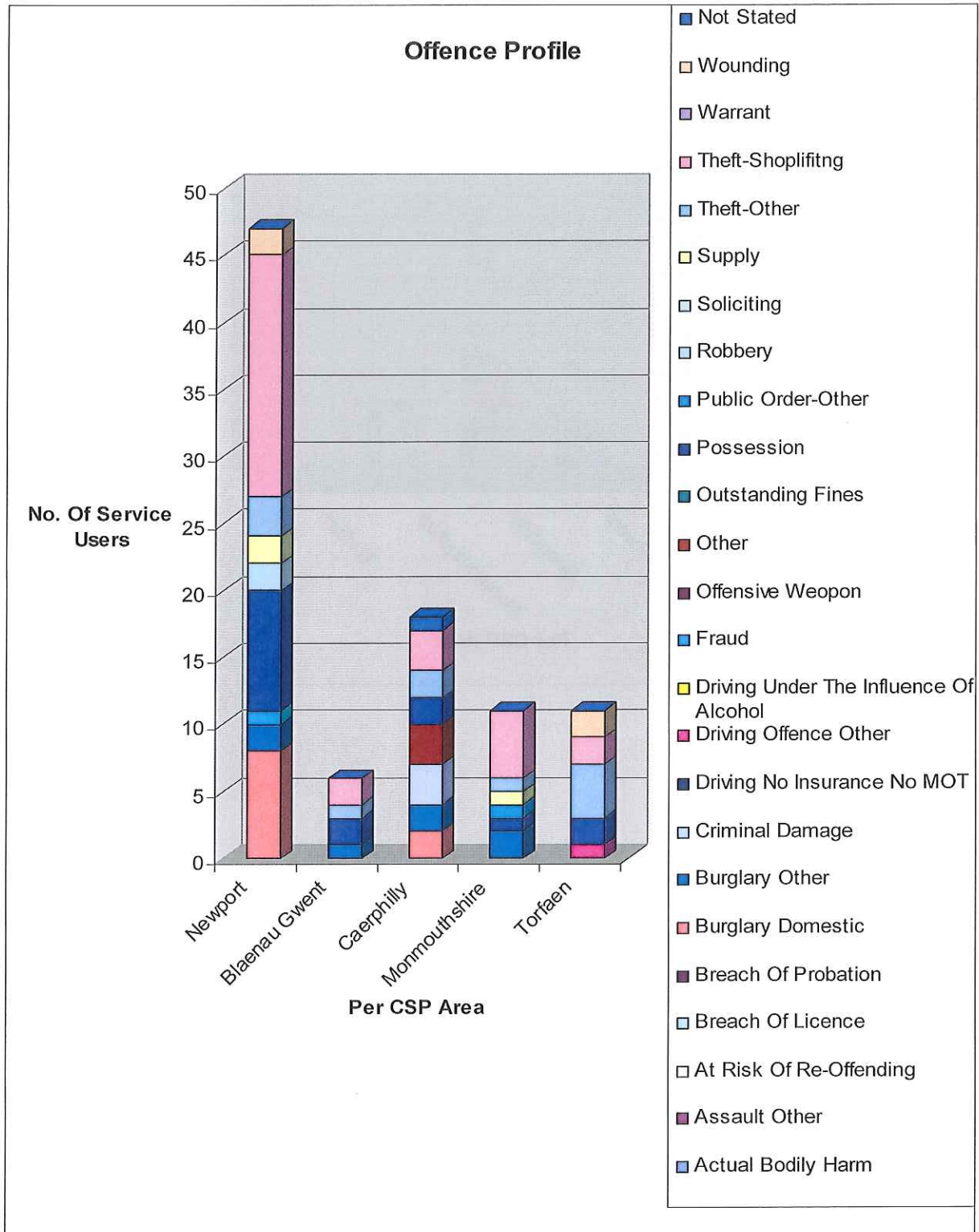
## Secondary Drug Use Data

Secondary Drug Use	Newport	Blaenau Gwent	Caerphilly	Monmouthshire	Torfaen
Alcohol	6	1	0	0	1
Amphetamine	0	0	1	0	2
Anti-Depressants	0	0	0	0	0
Barbituates	0	0	0	0	0
Benzodiazepines	5	0	2	1	1
Cannabis	7	0	2	2	1
Chemical High	0	0	0	0	0
Cocaine	2	1	2	2	1
Crack	13	0	0	1	0
Diazepam	0	0	0	0	0
Dihydro-codeine	0	0	0	0	0
Ecstasy	1	0	0	0	0
Heroin	3	1	1	0	0
Ketamine	0	0	0	2	1
LSD	0	0	0	0	0
Magic Mushrooms	0	0	0	0	0
Mephedrone	0	2	1	1	3
Methadone Script	0	0	0	0	0
Methadone Illicit	0	0	0	0	0
Methamphetamine	0	0	0	0	0
Solvents	0	0	0	0	0
Steroids	0	0	0	0	0
Subutex Illicit	0	0	1	0	0
Temazepan	0	0	0	0	0
Naltrexone	0	0	0	0	0

## Weekly Drug Expenditure

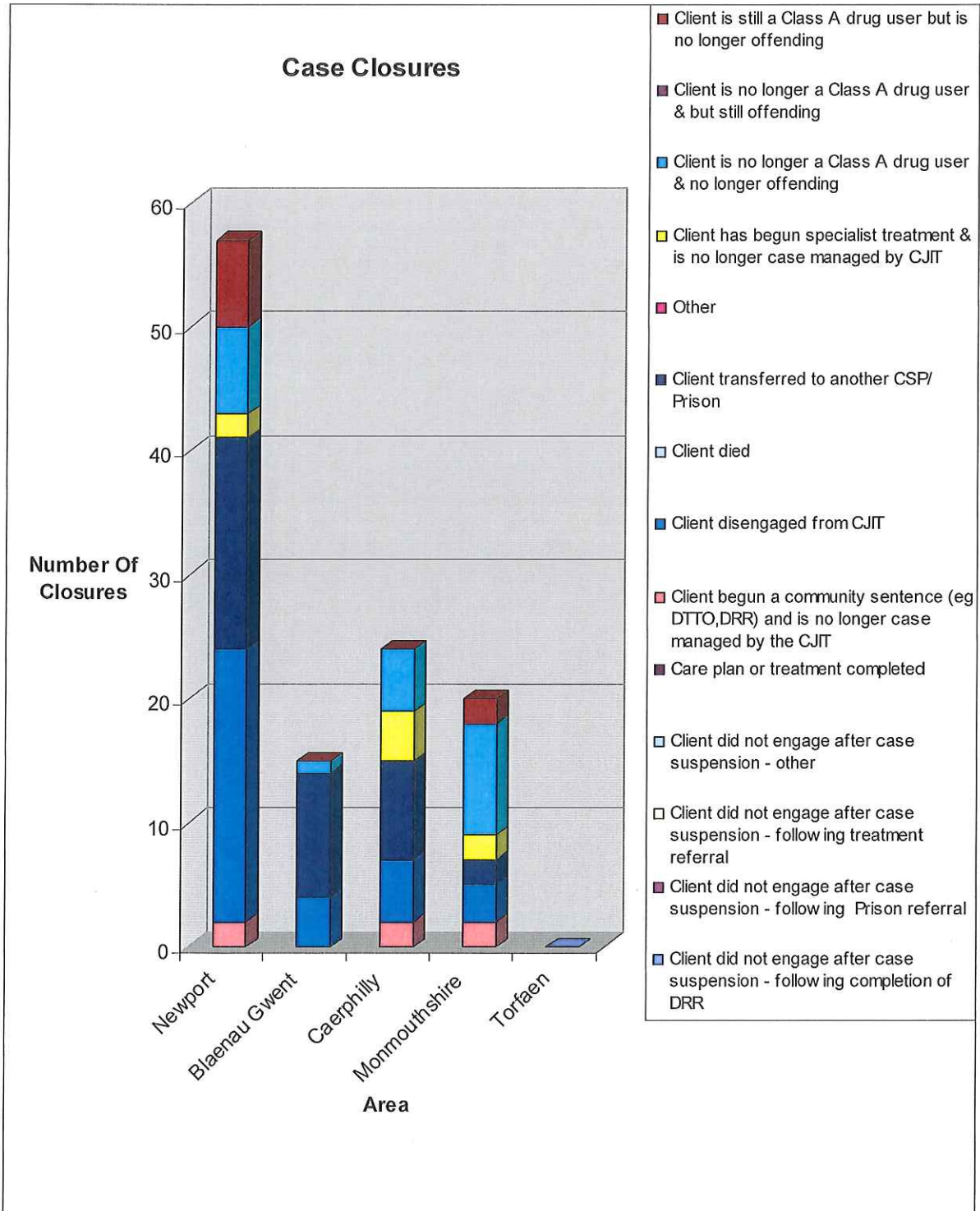


## Offending Behaviour



The single most reported primary drug use was heroin (50%, compared with 64% last quarter). The next most reported drug use was cocaine (15%). Secondary drug use tended to be used was crack (20%) and cannabis (17%). Offending behaviour tended to be shoplifting (30%).

## Case Closure





Regionally, Gwent DIP averaged a care plan completion rate of 34%. Additionally, the disengagement rate was 29% This is the thirteenth successive quarter that the completion rate exceeded the disengagement rate.

## Positive Outcomes

Positive Outcome	Blaenau Gwent	Caerphilly	Monmouthshire	Newport	Torfaen	Pan Gwent Total
Accessing BBV Testing/Treatment/Vaccination	1	1	2	4	0	8
Accessing Generic Health Service e.g. Dental, Referral For Exercise	0	0	1	5	0	6
Accessing Local needle Exchange Scheme	3	3	0	7	1	14
Achieved Abstinence (Alcohol Use)	0	0	1	2	0	3
Achieved Abstinence (Drug Use)	1	1	2	6	3	13
Achieved Reduction In Alcohol Use	0	0	3	2	1	6
Achieved Reduction In Drug Use	0	0	8	7	10	25
Brief Intervention - Alcohol	1	2	0	0	0	3
Brief Intervention - Other	3	5	0	1	0	9
Ceased IV Use	0	0	1	2	2	5
Ceased Offending	1	0	2	6	2	11
Client Sustained Recordable Employment For 13 Weeks +	0	0	0	2	0	2
Completed Naltroxone Training	0	0	0	3	0	3
Copy Of Careplan Offered To Client	3	16	0	4	0	23
Engaged with wrap around Support Services, Housing, Benefits, Social Needs, etc	0	0	1	5	0	6

Engaged In Diversionary Activity	0	0	1	1	1	3
Engaged In Volunteering	0	0	0	1	0	1
Engaged With Service User Involvement	0	0	0	1	0	1
Entered Education	0	0	0	1	1	2
Entered Employment	0	0	0	4	1	5
Entered Training	0	1	0	3	0	4
Found Permanent Accommodation	0	0	0	2	0	2
Generic Motivational Session	0	0	0	6	0	6
Harm Reduction Advice Or Overdose Pack Given	7	20	9	15	16	67
Improved Engagement	0	0	1	5	0	6
Improved Family Relationship/ Increased Contact	0	0	0	1	1	2
Improvement In Client Physical Health	0	0	1	1	0	2
Improvement In Client Psychological Health	0	0	1	4	3	8
Reduction In Reoffending	0	0	1	6	5	12
Reduction In Risky IV Behaviour	0	0	0	1	0	1
Referral To Other Support Agency	1	4	0	4	0	9
Referral To Tier 3 Substance Misuse Service	3	3	7	6	7	26
Referral To Generic Tier 2 Services	0	0	0	1	1	2

Referred To Peer Mentoring Scheme (WAG)	0	1	0	0	1	2
Registered With A GP	0	0	0	1	0	1
Safer Drug Use	0	2	0	2	0	4
Statutory Order Completed	0	0	0	0	2	2
<b>Total</b>	<b>24</b>	<b>59</b>	<b>42</b>	<b>122</b>	<b>58</b>	<b>305</b>

Gwent DIP recorded 305 positive outcomes across the region during this quarter.

### **Prescribing Information**

The following information covers this quarter for each of the five DIP regions:

### **Number Of Referrals**

		<b>Clients</b>
<b>DIP</b>	Blaenau Gwent	12
	Caerphilly	15
	Monmouthshire	11
	Newport	45
	Torfaen	6
	<b>Total</b>	<b>89</b>

There were 89 referrals this quarter compared with 123 referrals last quarter.

### **Number Of Clients On Caseload At Month End**

		July	August	September
DIP	Blaenau Gwent	18	13	13
	Caerphilly	29	29	24
	Monmouthshire	20	20	21
	Newport	55	46	37
	Torfaen	11	12	11
	Total	133	120	106

### **Number Of Clients Completing Treatment**

		July	August	September	Total
DIP	Blaenau Gwent	6	6	3	15
	Caerphilly	7	7	5	19
	Monmouthshire	2	5	1	8
	Newport	16	18	17	51
	Torfaen	0	1	3	4

### **Performance Management Information**

Diagnostic Indicator (DI) information is supplied by the Home Office and is detailed below. Indicators ceased to be issued by the Home Office in September in a transition period where central DIP data services are transferred to Public Health England. The future supply of indicator data seems less clear at this time.

#### **Intensive**

#### **Definitions:**

DI 1: Adults with an initial contact who are assessed by the CJIT within 28 days

DI 2: Adults who test positive and have an initial required assessment imposed who attend and remain at the initial required assessment and the required assessment occurs within the DAT or not within the DAT

DI 3: Adults assessed as needing further intervention to be taken onto the caseload

DI 4: Adults taken onto the caseload who commenced treatment

DI 5: Adults referred to a CJIT from a prison who were reported on by the CJIT

### **Performance Intensive Areas:**

<b>2012/13 Newport</b>	<b>Jul-13</b>	<b>Aug-13</b>	<b>Sep-13</b>
<b>DI 1 Target</b>	<b>No Target</b>		
<b>Newport</b>	100%	100%	
<b>Caerphilly</b>	100%	100%	
<b>DI 2 Target</b>	<b>95%</b>	<b>95%</b>	<b>95%</b>
<b>Newport</b>	60%	70%	
<b>Caerphilly</b>	62%	38%	
<b>DI 3 Target</b>	<b>85%</b>	<b>85%</b>	<b>85%</b>
<b>Newport</b>	100%	100%	
<b>Caerphilly</b>	100%	100%	
<b>DI 4 Target</b>	<b>95%</b>	<b>95%</b>	<b>95%</b>
<b>Newport</b>	100%	100%	
<b>Caerphilly</b>	100%	100%	
<b>DI 5 Target</b>	<b>No Target</b>		
<b>Newport</b>	100%		
<b>Caerphilly</b>			

### **Non Intensive**

#### **Definitions in relation to Diagnostic Indicators:**

DI 1: Adults with an initial contact who are assessed by the CJIT within 28 days.

DI 2: This data is not collected as there is no Testing On Arrest in these areas.

DI 3: Adults assessed as needing further intervention to be taken onto the caseload.

DI 4: Adults taken onto the caseload who commenced treatment.

DI 5: Adults referred to a CJIT from a prison who were reported on by the CJIT.



## Performance Non Intensive Areas:

2013/14 Non Intensive	Jul-13	Aug-13	Sep-13
Target	60%	60%	60%
DI 1	100%	100%	
Target	85%	85%	85%
DI 3	100%	100%	
Target	95%	95%	95%
DI 4	100%	100%	
	No Target		
DI 5	100%		

## Transfers In

The number of clients transferred into the Region either from other DAT areas or from prison, as follows:

Blaenau Gwent 8 (10)  
Caerphilly 10 (12)  
Monmouthshire 7 (7)  
Newport 22 (34)  
Torfaen 8 (7)

**Total: 55 (70)**

## Summary

The client group tended to show the following:

Male (83%, compared with 86% last quarter) and aged between 30 and 34 years (29%). They tended to be White (84%, compared with 85% last quarter), live in Settled LA/RSL accommodation (32%) and be unemployed (61% compared with 63% last quarter) or economically inactive (13%, 16% last quarter).

The single most reported primary drug use was heroin (50%, compared with 64% last quarter). The next most reported drug use was cocaine (15%). Secondary drug use tended to be used was crack (20%) and cannabis (17%). Offending behaviour tended to be shoplifting (30%).

Regionally, Gwent DIP averaged a care plan completion rate of 34%. Additionally, the disengagement rate was 29%. This is the thirteenth successive quarter that the completion rate exceeded the disengagement rate.